

Environment & Sustainability Ranking

An Expat Insider Topical Report



InterNations and Sustainability: A Personal Perspective

After taking a glance at the *Expatriate Insider 2020* website, you might be wondering: Why does the world's largest expat network publish an Environment & Sustainability Ranking? Why dig deeper into what expats think about leading a sustainable life abroad, for example, their host country's quality of environment?

Sustainability is a topic of increasing importance to us, both on a personal and a professional level. It's not merely the ongoing media coverage of issues such as the "Fridays for Future" movement that has triggered this interest. We also found ourselves thinking about what sustainability means every time one of our children was born. For us, a sustainable lifestyle is living life in a way that minimizes the negative impact we may have on our planet. In which state do we want to leave this world to future generations? What do we teach our children about the environment? What kind of role model are we in our everyday lives?

Nearly a year before COVID-19 forced us all to work remotely for an extended period, Malte, for example, decided to lower his carbon footprint by swapping car and public transportation for his bike. Shopping for groceries, commuting to the office, and dropping off his children at school or daycare — it can all get done on two wheels, even

in winter, when the local weather becomes rather dreary, provided you're wearing rainproof clothing. What required some time to get used to and was a little exhausting at first, ended up giving his individual quality of life quite the boost, thanks to plenty of exercise and fresh air.

Of course, our vision of a more sustainable future doesn't start or stop with taking the bike to work. As the founders and co-CEOs of InterNations, we also focus on sustainability in our new company policies for 2020. We have set ourselves ambitious goals, such as becoming a carbon-neutral business by the end of the year and significantly reducing the amount of waste — especially plastic waste — we create. InterNations has also joined Leaders for Climate Action, a non-profit entrepreneurial community whose members pledge to join the fight against global warming.

To put our policies into practice, we depend on the support and commitment of the InterNations Team: one of our Feel Good Managers has become a driving force in transforming InterNations into a greener workplace, and quite a few team members are proving very creative when it comes to getting their co-workers involved in sustainable projects.

Last but not least, we have chosen to zoom in on sustainability

in this year's *Expatriate Insider* survey. Not only can moving to a destination with more sustainable lifestyle options be an ethical concern for some expats; it's also a practical matter for many. While we have settled down in Munich to focus on building and growing the InterNations community, we have family members who still relocate every few years. For some of them, a recent move from Beijing to Copenhagen has tremendously improved their quality of life; for example, worrying about air pollution and its impact on their children's health, is now a thing of the past.

Such accounts from family and friends piqued our interest, and we wanted to know more about how expats view their home away from home with regard to environmental quality and a green lifestyle. Let's take a look at the world through the eyes of the sustainable expat!



Philipp von Plato
Founder & Co-CEO
of InterNations



Malte Zeec
Founder & Co-CEO
of InterNations

What Factors into the Environment & Sustainability Ranking?

Environment & Sustainability Ranking



Executive Summary & Short Methodology

A Greener Life Abroad?

When the COVID-19 pandemic upended the lives of billions of people across the globe, it also galvanized the world's attention. However, this radical shift in focus doesn't mean that the issues that preoccupied us in pre-coronavirus times have simply disappeared as a new disease made its appearance. While some scientists are currently racing to find a COVID-19 vaccine, others still need to tackle long-term problems — for example, climate change — to ensure a better future for us.

The coronavirus pandemic has even had a positive impact on the environment in some ways, for instance, due to a significant drop in air pollution. It has also shown how important it is to communicate the results of scientific research understandably and effectively to influence behavior. It is, however, too soon to tell if the positive effects will outweigh the negatives ones. The economic fallout of the pandemic might also hinder much-needed investment in green technology.

Now that living with COVID-19 is gradually becoming the “new normal”, some of our attention has returned to other

topics. The awareness of sustainability and environmental protection is on the increase again. For more and more people, these are no longer abstract concepts or buzzwords from the 24/7 news cycle, but an integral part of their everyday lives. How can we lead an ethical life that preserves precious resources for future generations? And how do such choices in life depend on the conditions we live in? Which destinations excel at sustainability, and which ones lag behind?

We have therefore decided to identify both the best and the worst countries for the sustainable expat. Out of 60 destinations worldwide, Finland, Sweden, Norway, Austria, and Switzerland offer great opportunities for a greener, more sustainable lifestyle. In these places, expats often mention enjoying their new outdoor lifestyle in a relatively unspoiled environment. They also commend these countries for a high degree of environmental awareness among their population in general and their politicians in particular. Green goods and services, such as organic food, renewable energy, and a functioning waste management infrastructure, are easily available as well.

At the other end of the ranking, India, Kuwait, Egypt, Indonesia, and Vietnam are voted the worst expat destinations with

regard to sustainability. Respondents in these countries are frequently unhappy with the effects of air pollution, the lack of clean water and decent sanitation for many residents, and the widespread lack of concern for the environment.

Short Methodology

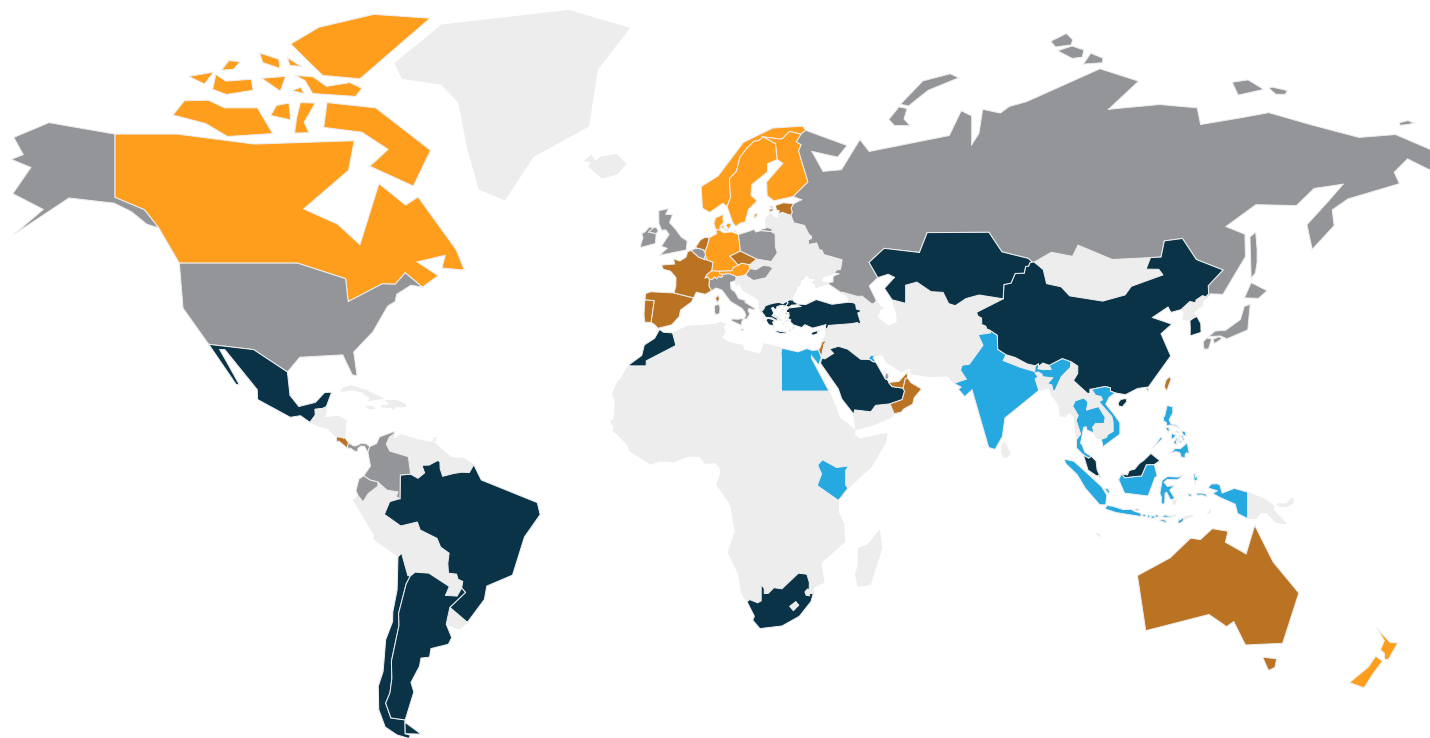
To identify the best and worst countries for a sustainable life abroad, survey participants were asked to rate their personal satisfaction with the following factors on a scale of one to seven: air quality, the natural environment, water and sanitation, the availability of green goods and services, energy supply, and the local waste management and recycling infrastructure. The rating factors also include their perception of how strongly the government supports policies to protect the environment and how interested the local population is when it comes to environmental issues.

For a country to be featured in the Environment & Sustainability Ranking, a sample size of at least 75 survey respondents per country was necessary. In 2020, 60 destinations met this requirement, with more than 15,000 expats in total taking part in the survey, representing 173 nationalities and living in 181 countries or territories.

Table of Contents

- 6 The Best & Worst Destinations for the Sustainable Expat
- 20 Products & Utilities Subcategory: The Best and Worst Destinations
- 24 Policies & People Subcategory: The Best and Worst Destinations
- 28 Quality of Environment Subcategory: The Best and Worst Destinations
- 32 A Closer Look at Africa
- 35 A Closer Look at Asia
- 43 A Closer Look at Europe
- 56 A Closer Look at the Middle East
- 62 A Closer Look at North America
- 66 A Closer Look at Oceania
- 68 A Closer Look at South America

The Best & Worst Destinations for the Sustainable Expat



- | | | | | | | | |
|---------------|----------------|--------------|-------------------|--------------|-----------------|-----------------|--------------|
| 1 Finland | 9 Canada | 17 France | 25 Japan | 33 Colombia | 41 South Korea | 49 Saudi Arabia | 57 Indonesia |
| 2 Sweden | 10 Luxembourg | 18 Australia | 26 Ireland | 34 Qatar | 42 Turkey | 50 China | 58 Egypt |
| 3 Norway | 11 Taiwan | 19 Singapore | 27 Belgium | 35 Hungary | 43 Mexico | 51 Hong Kong | 59 Kuwait |
| 4 Austria | 12 Netherlands | 20 Spain | 28 United Kingdom | 36 Poland | 44 Cyprus | 52 Malta | 60 India |
| 5 Switzerland | 13 Portugal | 21 Oman | 29 Bahrain | 37 Russia | 45 Greece | 53 Kenya | |
| 6 Denmark | 14 Estonia | 22 UAE | 30 USA | 38 Argentina | 46 South Africa | 54 Philippines | |
| 7 New Zealand | 15 Costa Rica | 23 Israel | 31 Panama | 39 Chile | 47 Brazil | 55 Thailand | |
| 8 Germany | 16 Czechia | 24 Ecuador | 32 Italy | 40 Malaysia | 48 Morocco | 56 Vietnam | |
- best destinations
●
● worst destinations

The Best & Worst Destinations for the Sustainable Expat

Making up eight of the top 10 destinations, Europe dominates the ranking of the best and worst destinations for sustainability in the world. At the other end of the scale, Asia fails to impress with six destinations in the bottom 10.

The Environment & Sustainability Ranking is based on three subcategories: Products & Utilities, Policies & Peoples, and Quality of Environment. In total, respondents were asked to share their satisfaction with eight individual rating factors. Two or three of these factors were then grouped together for each subcategory. The Products & Utilities subcategory, for example, includes the availability of green goods and services. In the Policies & People subcategory expats rated, among other things, how much they think the local government supports policies to protect the environment. Lastly, the Quality of the Environment subcategory includes factors such as the natural environment and air quality.

European Countries in the Lead

Not only do several Nordic countries make up the global top 3 of the first Environment & Sustainability Ranking by InterNations, but the top 10 in general are also dominated by European expat destinations.

Coming in first place overall, Finland is the highest-ranking country in the Quality of Environment subcategory and

comes in second place, right behind Sweden (1st), in both the Products & Utilities and the Policies & People subcategories. Sweden lands in a slightly lower fourth position in the Quality of Environment subcategory, which leads to a second place in the overall ranking. Norway performs best in the Quality of Environment subcategory (2nd), with more than nine in ten expats being happy with the air quality (93% vs. 62% globally) and the local water and sanitation infrastructure (97% vs. 72% globally). The [Environmental Performance Index 2020](#) shows similar results for these countries, with Finland coming in at 7th place out of 180, followed by Sweden (8th) and Norway (9th).

With Denmark (6th), another Nordic destination lands in the global top 10. The country performs best in the Policies & People subcategory (3rd); for example, more than four in five expats (83%) agree that the Danish population is very interested in environmental issues (vs. 48% globally).

Apart from the four Nordic countries, the European destinations Austria (4th), Switzerland (5th), Germany (8th),

and Luxembourg (10th) are featured the top 10. As the first non-Nordic country in the ranking, Austria performs best in the Products & Utilities subcategory (3rd), landing in first place for the local availability of green goods and services. In fact, 90% of expats are happy with this factor (vs. 63% globally). Neighboring Switzerland gets the best ratings worldwide for its natural environment (98% happy vs. 82% globally), which also leads to an excellent third rank in the Quality of Environment subcategory. Germany and Luxembourg both perform best in the Policies & Utilities subcategory, with a seventh place for Germany and Luxembourg in tenth place. While Luxembourg does slightly better in terms of government support for policies to protect the environment (9th), expats in Germany think that the local population is more interested in environmental issues (8th).

Canada and New Zealand Mix Up the Top 10

New Zealand (7th) and Canada (9th) are the only non-European destinations to make it into the global top 10. New Zealand does best in the Policies & People

The Best & Worst Destinations Worldwide for Sustainability

subcategory (4th), with 85% of the expats agreeing that the government supports policies to protect the environment (vs. 55% globally).

Canada, on the other hand, performs best in the Quality of Environment subcategory (8th). Most expats (96%) are happy with the country's natural environment (vs. 82% globally), and 74% even say it could not be any better (vs. 49% globally). Even though Canada scores slightly lower in the Products & Utilities (11th) and the Policies & People (13th) subcategories, it is still the best-ranking North American destination featured in the survey.

Costa Rica (15th) follows close behind, while the USA (30th), Panama (31st), and Mexico (43rd) are relegated to the lower half of the ranking. Compared to Canada (18th) and Costa Rica (7th), it is the lack of government support for policies to protect the environment that worries expats Panama (29th), Mexico (45th), and the USA (51st). For example, in the USA, 49% of expats are unhappy with this factor (vs. 25% globally).

An Outlier: The Only European Country in the Bottom 10

Malta (52nd out of 60) is the only European destination in the bottom 10 of the Environment & Sustainability Ranking. The country performs rather poorly in both the Quality of Environment (51st) and the Policies & People (55th) subcategories, ranking among the ten worst-rated destinations for both. Even in its best subcategory — Products & Utilities (46th) — its results are average at

best. For example, 61% of expats are satisfied with the local waste management and recycling measures (vs. 60% globally). However, as reported by the [Environmental Implementation Review 2019](#), it is Malta's goal to improve and ensure a more effective waste management.

Unlike Malta, Greece (45th), Cyprus (44th), and Poland (36th) do not land in the bottom 10, but they still rank below average. Greece (51st) and Cyprus (48th) both do badly in the Products & Utilities subcategory, and Greece is even among the worst destinations worldwide for its energy supply (51st) and the waste management and recycling infrastructure (53rd). According to [Global Recycling](#), Greece is, in fact, a late adapter in terms of recycling. The report describes its waste management as a major structural problem as the majority of Greece's municipal waste (81% vs. 31% for the EU-28 average) is dumped, with only 16% being recycled and 4% being composted.

While Poland ranks higher in the Products & Utilities subcategory (33rd), it loses some ground in the Quality of Environment subcategory (43rd). In fact, 60% of expats are unhappy with the air quality in Poland, compared to 24% globally.

Bottom 10: Low Performers among the Asian Expat Destinations

While Taiwan (11th), Singapore (19th), and Japan (25th) rank among the top 25 of the Environment & Sustainability Ranking, 6 out of 13 Asian destinations featured in the report land in the global bottom 10.

India is voted the worst country in the Environment & Sustainability Ranking. It comes last for nearly all the rating factors, except for two: its natural environment (59th), where it manages to beat Kuwait (60th), and the population's interest in environmental issues (58th). Egypt (59th) and Kuwait (60th) perform even worse in this regard. Nevertheless, 40% of expats in India are unhappy with the natural environment (vs. 9% globally), and 59% think that the local population is not very interested in the environment (vs. 30% globally). An expat from Colombia sums it up: *"There is no care for the environment."* It is hardly a surprise then that 14 of the world's 15 most polluted cities are located in India, and according to [the State of Indian's Environment Report](#), 12.5% of all deaths in the country are caused by air pollution.

Going from bottom to top among the Asian destinations, India lags behind Indonesia (57th), Vietnam (56th), Thailand (55th), and the Philippines (54th). While Indonesia lands in 44th place for its natural environment, it is nearly the worst-rated destination for its water and sanitation infrastructure (59th), ranking just ahead of India (60th). Half of the respondents (50%) are unhappy with this factor (vs. 15% globally).

Vietnam's worst- and best-ranking factors are both part of the Quality of Environment subcategory (57th). On the one hand, the country comes in at 58th place worldwide for its air quality, with only South Korea (59th) and India (60th) performing even worse. On the other hand, Vietnam ranks 50th for its natural environment, its best — yet still below-average — result.

The Best & Worst Destinations Worldwide for Sustainability

Thailand lands in a low 56th place in both the Quality of Environment and Policies & People subcategories, while the Philippines receives the same bad result in the Products & Utilities subcategory (56th). In fact, 44% of the expats are not satisfied with the availability of green goods & services in the Philippines (vs. 21% globally).

Both Thailand and the Philippines also perform poorly in the [Environmental Performance Index 2020](#). In this ranking, Thailand comes in at 80th place and the Philippines at 111th place out of 180 destinations. For instance, the Philippines ranks very low for its air quality, coming 123rd overall. This is also reflected in the Environment & Sustainability Ranking, where a German expat describes the “*environmental problems*” as one of the worst things about life in the Philippines.

With Hong Kong (51st), another Asian destination lands in the bottom 10. This is mainly due to two factors: the lack of environmental awareness among the local population (55th) and the bad air quality (55th). In fact, 58% of expats think that the population in Hong Kong is not very interested in environmental issues (vs. 30% globally), and 69% rate the air quality negatively (vs. 24% globally).

Mainland China (50th) narrowly avoids placing in the bottom 10. It loses some points for its air quality (51st) and its natural environment (53rd), ranking 54th in the Quality of Environment subcategory. In fact, 29% of the

respondents are unhappy with the natural environment, compared to 9% globally. A US American expat even describes the “poor environmental conditions” as one of the worst things about living in China.

Kuwait and Egypt among the Worst Countries Worldwide

Egypt (58th) and Kuwait (59th) join India (60th) in the bottom 3 of the Environment & Sustainability Ranking. They perform much worse than other Middle Eastern destinations featured in the survey, such as Oman (21st), the UAE (22nd), Israel (23rd), Bahrain (29th), and Qatar (34th). Turkey (42nd) and Saudi Arabia (49th) also do significantly better in the overall ranking.

Egypt (58th) ranks among the bottom 3 destinations in each subcategory, performing worst in the Products & Utilities subcategory (59th). Here, the country places 58th for all three rating factors: the availability of green goods and services, its energy supply, and local waste management and recycling efforts. Kuwait (59th) only has one factor that does not end up among the bottom 10: its energy supply (50th). Nearly half of expats (45%) rate it positively — which is still far below the global average (62%). The country ranks worst (60th out of 60) for the lack of interest in environmental issues among the local population. As reported by the [Legatum Prosperity Index 2019](#), both Egypt (107th) and Kuwait (78th) perform rather badly for investing in the environment, out of 167 destinations worldwide.



1. Finland

Coming in at the very top of the Environment & Sustainability Ranking, Finland ranks 1st out of 60 countries worldwide. The Nordic country is also voted best in the Quality of Environment subcategory, with almost all expats rating the natural environment (98% vs. 82% globally) and the water and sanitation positively (96% vs. 72% globally). Another factor Finland scores well in is air quality (95% positive ratings vs. 62% globally). In fact, a South Korean expat specifically mentions “*nature, clean water, and air*” as what she likes most about life in Finland.

The country comes second in both the Products & Policies and the Policies & People subcategories, only beaten by Sweden. Showing that the government’s attitude towards the environment is key, 89% of expats in Finland agree that the government supports policies to protect the environment (vs. 55% globally). Finally, 90% of expats are happy with the local waste management and recycling efforts (vs. 60% globally).

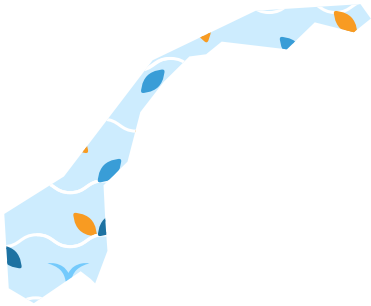


2. Sweden

Sweden comes in second place overall in the Environment & Sustainability Ranking. It even takes first place in the Product & Utilities subcategory, with 93% of expats rating the availability of clean energy and the ability to save energy positively (vs. 62% globally). Another 93% are satisfied with the local waste management and recycling measures (vs. 60% globally). Additionally, nearly nine in ten expats (88%) are happy with the availability of green goods and services (vs. 63% globally).

The country is also first in the Policies & People subcategory: not only do expats agree that the government supports policies to protect the environment (80% vs. 55% globally), but they also think that the local population is very interested in environmental issues (84% vs. 48% globally). A US American expat specifically mentions the “*environmental awareness*” as something she likes about living in Sweden.


However, the country comes fourth — therefore performing slightly worse than Finland (1st out of 60) — in the Quality of Environment subcategory, where its weakest factor is the natural environment (9th). Still, 95% of expats are happy with the country’s natural environment, compared to 82% worldwide.



3. Norway

Ranking third worldwide in the Environment & Sustainability Ranking, Norway performs best in the Quality of Environment subcategory (2nd out of 60). This is due to expats' satisfaction with the air quality (93% happy vs. 62% globally), as well as water and sanitation (97% happy vs. 72% globally). A Ukrainian expat says that *"the beautiful nature, the clean air and tap water, and the focus on the environment"* are what she enjoys most about life in Norway.

The country places fifth worldwide in the Policies & People subcategory, with almost nine in ten expats (89%) agreeing that the Norwegian government supports policies to protect the environment (vs. 55% globally). Norway also comes in at fifth place in the Products & Utilities subcategory, with its weakest factor being the local availability of green goods and services (11th). However, 76% of expats are still happy with these services, which is not enough for Norway to lead the ranking, but still 13 percentage points above the global average (63%).

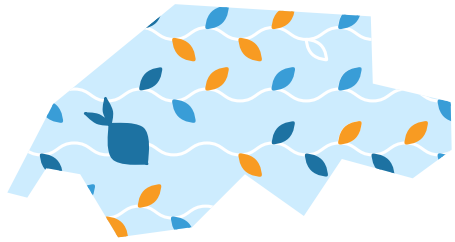


4. Austria

Austria ranks 4th overall in the Environment & Sustainability Ranking, making it the first non-Nordic country among the global top 10. There is not a single factor for which Austria does not rank in the top 10 worldwide. It comes in third place for the Products & Utilities subcategory, even ranking first globally for the availability of green goods and services: 90% of expats rate this factor positively (vs. 63% worldwide). What is more, expats are also happy with Austria's energy supply (90% vs. 62% globally), as well as the country's waste management and recycling efforts (91% vs. 60% globally).

In the Quality of the Environment subcategory (5th), most expats (95%) rate the factor water and sanitation positively (vs. 72% globally), and 97% like the natural environment (vs. 82% globally). A British respondent — like several other expats — mentions the *"environment and the mountains"* as things he especially likes about living in Austria.

Lastly, the country ranks sixth in the Policies & People subcategory: More than three in four expats (78%) agree that the population is very interested in environmental issues (vs. 48% globally), with more than one quarter (26%) agreeing *completely*. A Philippine expat even says that Austria is *"the most organized, the most environmentally friendly, and the most beautiful country"* he has lived in so far.



5. Switzerland

Just like its neighbor Austria, Switzerland (5th) also features in the global top 10 for every single factor of the Environment & Sustainability Ranking. The country even comes in first for its natural environment, with an almost perfect rating (98% positive responses vs. 82% globally) — including 83% of expats who are very happy with the natural environment. The majority of expats is also satisfied with the factor water and sanitation (95% vs. 72% globally), as well as the air quality in Switzerland (91% vs. 62% globally). This results in Switzerland's third place in the Quality of the Environment subcategory, right after Finland and Norway. A US American expat living in Zug especially likes the *"beautiful nature that is easy to access"*, and a Malaysian respondent in Geneva mentions *"the parks, lakes, and air quality"* as Switzerland's best features.

The country also does well in the Products & Utilities subcategory (6th), with 88% of expats rating the energy supply positively (vs. 62% globally) and 83% being happy with the availability of green goods and services (vs. 63% globally). Switzerland ranks lowest in the Policies & People subcategory; however, it still comes in an excellent 7th place. Exactly five in six expats (83%) agree that the Swiss government supports policies to protect the environment, which is significantly higher than the global average of 55%.



6. Denmark

Denmark comes in 6th place overall, doing best in the Policies & People subcategory (3rd). Expats agree that the local population is very much interested in environmental issues (83% vs. 48% globally) and also think that the government supports policies to protect the environment (84% vs. 55% globally). A South African expat notes that *"the Danish are environmentally conscious. Organic food and products are easily available, and they are good with recycling."* In fact, Denmark ranks 4th out of 60 countries in the Products & Utilities subcategory, with 89% of expats being satisfied with the waste management and recycling efforts (vs. 60% globally), the availability of green goods and services (vs. 63% globally), and the energy supply (vs. 62% globally).

The country ranks just a little lower in the Quality of the Environment subcategory (10th), where the ranking is affected by the natural environment (38th). Yet, 87% of expats still rate this factor positively, five percentage points above the global average (82%). What is more, most expats are happy with Denmark's air quality (94% vs. 62% globally), as well as water and sanitation (93% vs. 72% globally).




7. New Zealand

Ranking 7th out of 60 countries, New Zealand lands among the global top 10 countries in the Environment & Sustainability Ranking. This is especially to its great performance in the Policies & People subcategory (4th): 85% of the expats in New Zealand agree that the government supports policies to protect the environment (vs. 55% globally), and 79% agree the population is very interested in environmental issues (vs. 48% globally). *“New Zealand values the environment”*, summarizes a US American expat. After Sweden (1st), Denmark (2nd), and Finland (3rd), New Zealand is voted the best non-Nordic country in this regard.

The country also features in the top 10 worldwide for the Quality of Environment subcategory (6th), with the natural environment (3rd) as the highest-ranking factor: 96% of the survey participants are satisfied with it (vs. 82% globally). *“The environment is the best,”* a Taiwanese expat agrees. Even though water and sanitation (17th) affect the overall ranking of this subcategory slightly negatively, five in six expats (83%) are still satisfied with this factor (vs. 72% globally) — 49% even very much so (vs. 34% globally).

What is more, New Zealand ranks 12th for Products & Utilities, with 79% of expats satisfied with the availability of green goods and services (vs. 63% globally), as well as the energy supply (vs. 62% globally).



8. Germany

Germany ranks 8th out of 60 countries in the Environment & Sustainability Ranking, coming in seventh place worldwide for the Products & Utilities subcategory. Expats in Germany are really satisfied with the availability of green goods and services (86% vs. 63% globally), with the country ranking among the global top 5, behind Finland (4th), Denmark (3rd), Sweden (2nd), and Austria (1st). Moreover, expats are happy with Germany's energy supply (83% vs. 62% globally), as well as its waste management and recycling efforts (85% vs. 60% globally).

The country also ranks among the top 10 in the Policies & People subcategory (9th): Three in four expats (75%) agree that the population is very interested in environmental issues — compared to 48% globally. A Colombian expat specifies: *“I enjoy the rising awareness about environmental issues and the alternatives the government and society are developing.”* In fact, 80% of respondents in Germany also agree that the government supports policies to protect the environment (vs. 55% globally).

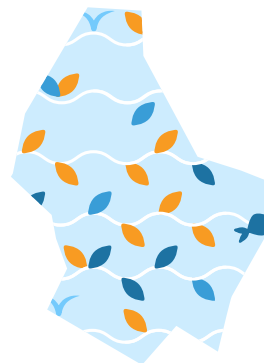
Germany performs worst — though still above average — in the Quality of the Environment subcategory (14th), which is mainly due to the natural environment (28th). Even so, nine in ten expats are happy with the natural environment (vs. 82% globally) and 90% rate the factor water and sanitation positively (vs. 72% globally). It could not be any better (vs. 23% globally).



9. Canada

Coming 9th out of 60 destinations worldwide, Canada is the only North American country in the top 10 of the Environment & Sustainability Ranking. It ranks especially high in the Quality of Environment subcategory (8th), with 96% of expats rating the natural environment positively (vs. 82% globally) and 74% even saying it could not be any better (vs. 49% globally). Expats are also satisfied with the factor water and sanitation (90% vs. 72% globally).

A Russian expat mentions “*clean water and air*” as some of her favorite things about Canada. With an excellent availability of green goods and services (80% vs. 63% globally) and 81% of survey respondents satisfied with the energy supply (vs. 62% globally), the country ranks 11th in the Products & Utilities subcategory. In the Policies & People subcategory (13th), 71% of respondents state that the Canadian population seems to be very much interested in environmental issues (vs. 48% globally). This also seems to be the case for the Canadian government, as 76% of expats think that it supports an environmental agenda, 19 percentage points more than the global average (55%).

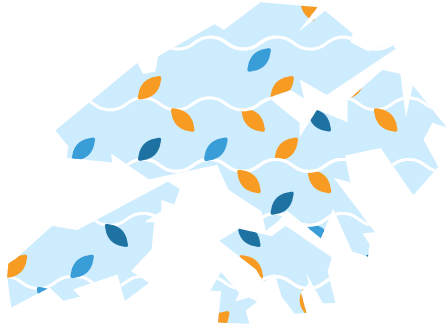


10. Luxembourg

Luxembourg places 10th out of 60 countries worldwide in the Environment & Sustainability Ranking, as well as in the Products & Utilities subcategory (10th). Exactly four in five expats (80%) rate the country's energy supply positively (vs. 62% globally), and another 84% are satisfied with the waste management and recycling infrastructure (vs. 60% globally).

Luxembourg also does well in the Policies & People subcategory (11th); 83% of expats agree that the government supports policies to protect the environment (vs. 55% globally). And the majority of expats (70%) also thinks that the local population is very interested in environmental issues (vs. 48% globally).

Luxembourg's lowest-ranking subcategory is the quality of environment (13th); however, it still ranks in the global top 20 here. A Belgian expat especially likes “*the green and lush scenery*”, and a US American also points out the “*access to nature for hiking and bicycling*” as a clear benefit of living in Luxembourg. In fact, 92% of respondents like the natural environment (vs. 82% globally). Moreover, almost nine in ten expats (89%) rank the quality of water and sanitation in Luxembourg positively, 17 percentage points above the global average (72%), and 78% of expats are happy with the air quality (vs. 62% globally).



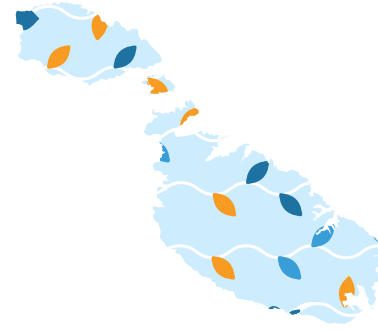
51. Hong Kong

The first to place in the bottom 10, Hong Kong ranks 51st out of 60 destinations worldwide, performing poorly across the board. It does best in the Quality of Environment subcategory (48th), which includes the two highest-ranking factors: the natural environment (37th) and the water and sanitation infrastructure (37th). More than two in three expats (68%) rate the latter positively — this is, however, still below the global average of 72%. Hong Kong performs a lot worse for air quality (55th), which results in a lower ranking for the entire subcategory: 69% of expats rate the air quality negatively, compared to 24% globally.

When it comes to the Products & Utilities subcategory (50th), 36% of expats are not pleased with the availability of green goods and services (vs. 21% globally), and two in seven (29%) rate the energy supply negatively (vs. 18% globally). Hong Kong narrowly misses the bottom 10 for waste management and recycling (50th). A Hungarian expat comments: *“The government does not do anything for the environment. Instead, they still have landfill sites. And food waste is also a huge problem.”*

Hong Kong does rank among the bottom 10 worldwide in the Policies & People subcategory (51st), performing even worse with regard to the population’s interest in environmental issues (55th). Moreover, 45% of expats think that the local government is not supportive of policies the environment (vs. 25% globally).

[Back to Table of Contents](#)

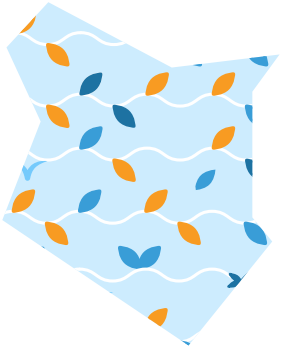


52. Malta

Coming in at 52nd place out of 60 countries, Malta is the only European country in the bottom 10 of the Environment & Sustainability Ranking. The country performs poorly in every subcategory, with its weakest point being the Policies & People subcategory (55th). In fact, 67% of expats think that the Maltese government does not support policies to protect the environment (vs. 25% globally), with 24% even stating they do not agree at all (vs. 8% globally) — only Brazil (59th) and India (60th) perform even worse for this factor. Additionally, more than half the expats (52%) also believe that the local population is not very interested in environmental issues (vs. 30% globally). One British summarizes: *“It is a shame that they have not embraced environmental issues as much as they could. For example, wind farms and electric buses would be a good idea.”*

Malta also ranks in the bottom 10 for the Quality of Environment subcategory (51st), with 28% of respondents dissatisfied with the natural environment. This is 19 percentage points more than the global average (9%).

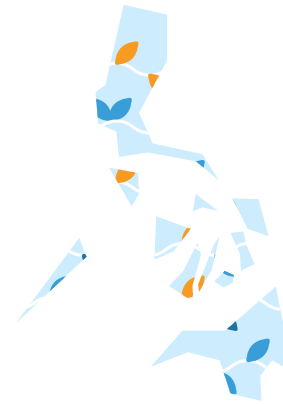
Malta does best in the Products & Utilities subcategory, but still only manages to come in at 46th place. Four in nine expats (44%) are not satisfied with the availability of green goods and services (vs. 21% globally), and 40% are unhappy with the energy supply (vs. 18% globally). A Portuguese expat points out the “lack of greenery, the air pollution, and the lack of environmentally friendly transportation options” as the worst part about living in Malta. The factor for which Malta ranks highest is waste management and recycling (32nd), with 61% of expats rating it favorably, about the same as the global average (60%).



53. Kenya

Coming in 53rd place out of 60 countries, Kenya lands in the bottom 10 of the Environment & Sustainability Ranking, with its worst performance in the Products & Utilities subcategory (54th). In fact, almost three-quarters of the expats in Kenya (72%) are unsatisfied with the country's waste management and recycling efforts (vs. 28% globally) — only Kuwait (57th), Egypt (58th), Indonesia (59th), and India (60th) perform worse in the expat ranking. Kenya does not do a lot better in the Policies & People subcategory (50th) either: only 31% of expats agree that the government supports policies to protect the environment (vs. 55% globally), and fewer than one-quarter (23%) believe that the population is very interested in environmental issues, which is even less than half the global average (48%).

Kenya performs best in the Quality of Environment subcategory, although it comes only in 47th place out of 60 countries. The natural environment (17th) is Kenya's strongest factor, 28 ranks higher than its next best ranking — air quality (45th). Like many other respondents, a Greek expat mentions the *"nature and wildlife"* as what she likes most about the country. In addition to air quality, the factor water and sanitation makes Kenya lose several ranks: 50% of expats are unhappy with this factor (vs. 15% globally), placing Kenya once again among the bottom 10 worldwide (58th).



54. Philippines

Ranking in 54th place out of 60 countries worldwide, the Philippines places in the bottom 10 for each subcategory. It performs worst for products and utilities (56th) — only Kuwait (57th), Indonesia (58th), Egypt (59th), and India (60th) rank even lower. Four in nine expats (44%) are dissatisfied with the availability of green goods and services (vs. 21% globally), and 16% even rate it as *very bad* (vs. 5% globally). Expats are not happy with the energy supply (56th) and the waste management and recycling infrastructure (55th) either. An Australian expat thinks that there is *"no sense of stopping rubbish"*.

The Quality of Environment subcategory (53rd) includes the only two factors that are not in the bottom 10: natural environment (47th) and air quality (48th). But the water and sanitation infrastructure (57th) lowers the subcategory's general ranking: 37% of expats are not satisfied with this factor (15% globally) — only Kenya (58th), Indonesia (59th), and India (60th) perform worse. When it comes to the Policies & People subcategory (52nd), 45% of expats think that the government does not support policies to protect the environment (vs. 25% globally), and half the expats (50%) agree that the population is not very interested in environmental issues (vs. 30% globally). A British expat claims that there is *"no environmental care"*.



55. Thailand

Just like the Philippines, Thailand (55th) also ranks among the bottom 10 worldwide in each subcategory. The country performs best in the Products & Utilities subcategory (53rd), ranking 52nd out of 60 for both the energy supply and the waste management and recycling measures. An Australian expat mentions *“the filth and garbage left lying around”* as things they dislike about living in Thailand. The country also seems to lag behind when it comes to sustainable products: three in seven expats (43%) are dissatisfied with the availability of green goods and services (vs. 21% globally), and 10% even rate it as very bad (vs. 5% globally).

Thailand comes in at 56th place in both the Policies & People and Quality of Environment subcategories. The latter features the only factor for which Thailand does not land among the bottom 10: natural environment (48th). Almost two-fifths of the respondents (37%) are not satisfied with the water and sanitation infrastructure (vs. 15% globally), and two-thirds (67%) are unhappy with the air quality (vs. 24% globally). A US American lists the *“air pollution and the government’s inability to enforce air pollution laws”* as their least favorite aspect of expat life in Thailand.

In fact, over half the respondents (53%) agree that the government is not supportive of policies to protect the environment, more than double the global average of 25%. Another 54% of expats consider the population not to be very interested in environmental issues (vs. 30% globally).

[Back to Table of Contents](#)

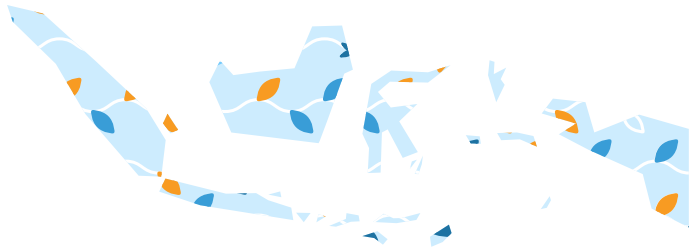


56. Vietnam

Vietnam ranks 56th out of 60 countries in the Environment & Sustainability Ranking overall. This includes a disappointing 57th place in the Quality of Environment subcategory, the country’s weakest point. Almost seven in ten expats (69%) have a negative opinion of the air quality in Vietnam (vs. 24% globally), and only 38% are happy with the water and sanitation infrastructure (vs. 72% globally).

Vietnam ranks best for its natural environment, but it still ends up in 50th place out of 60 worldwide, with its share of negative ratings twice as large as the global average (18% vs. 9% globally). The country comes 54th for the Policies & People subcategory, with only 26% of expats agreeing that the government supports policies to protect the environment (vs. 55% globally). A Dutch expat mentions *“air pollution, noise, bad waste management, and rodents”* as things he does not like about living in Vietnam.


In the Products & Utilities subcategory, Vietnam comes in at 55th place. Almost half the expats (47%) are dissatisfied with the availability of green goods and services (vs. 21% globally), and 37% rate the energy supply negatively (vs. 18% globally).



57. Indonesia

In the Environment & Sustainability Ranking, Indonesia comes in at 57th place out of 60 destinations worldwide. The Southeast Asian country comes 58th for the Products & Utilities subcategory, with three out of four expats (75%) rating the local waste management and recycling efforts negatively (vs. 28% globally). A German expat claims: *“There is no waste management. All rubbish is going to the rivers and into the ocean.”* Additionally, over two in five expats (43%) are unhappy with the energy supply in Indonesia (vs. 18% globally).

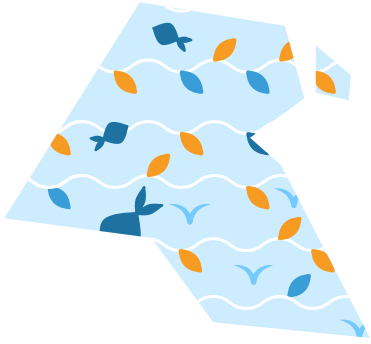
In the Policies & People subcategory, Indonesia ranks 57th out of 60, with as many as 62% of expats agreeing that the population is just not very interested in environmental issues (vs. 30% globally). Indonesia performs best in the Quality of Environment subcategory (55th). While half of the survey participants (50%) are dissatisfied with the local water and sanitation infrastructure (vs. 15% globally), the ranking is boosted a little by more than three-quarters (76%) rating the natural environment positively. However, this is still six percentage points below the global average (82%).



58. Egypt

Coming 58th out of 60 countries in the Environment & Sustainability Ranking, Egypt ends up among the bottom 3 worldwide in all subcategories of the survey. In the Products & Utilities subcategory, only India (60th) ranks worse than Egypt (59th). Not even a fifth of the survey participants (18%) rate the local waste management and recycling efforts positively (vs. 60% globally), and just 21% are satisfied with the country's energy supply (vs. 62% globally). There seems to be *“no care for the environment”*, a Polish expats remarks. In fact, only 22% of expats think the government supports policies to protect the environment (vs. 55% globally), and even fewer respondents (13%) agree that the population is very interested in environmental issues (vs. 48% globally). Only Kuwait (60th) ranks even worse for the latter factor (60th).

Lastly, Egypt comes 58th in the Quality of the Environment subcategory: Only 34% of expats rate the water and sanitation infrastructure positively (vs. 72% globally), and more than half the respondents (52%) are unhappy with the air quality in Egypt. This is 28 percentage points above the global average (24%). Moreover, fewer than half of the respondents (49%) are satisfied with the natural environment (vs. 82% globally). A US American expat describes the *“dirtiness of the environment”* as one of the worst aspects of life in Egypt.



59. Kuwait

Coming in 59th place out of 60 destinations in total, Kuwait only ranks ahead of India (60th) in the Environment & Sustainability Ranking. It lands in the bottom 10 worldwide for all rating factors featured in the survey — except for one: energy (e.g. availability of sustainable energy and saving energy), for which it comes in 50th place. Even so, 38% of expats are unhappy with this factor, far more than the global average (18%). Additionally, expats are unsatisfied with the availability of green goods and services (23% happy vs. 63% globally) and the local waste management and recycling infrastructure (17% vs. 60% globally). This results in Kuwait's low 57th rank in the Products & Utilities subcategory.

The results look even worse regarding the Policies & People and the Quality of the Environment subcategories, with Kuwait ranking 59th in both. The country performs worst worldwide for its natural environment (60th), which only 12% of the respondents are satisfied with (vs. 82% globally). On top of that, 36% of expats rate the local water and sanitation infrastructure negatively (vs. 15% globally). An Australian expat points out that the “*poor sanitation and inept waste management*” are among the worst things in Kuwait.

Finally, the results look similarly grim in the Policies & People subcategory, with nearly three out of four respondents (74%) considering the population not very interested in environmental issues (vs. 30% globally). Additionally, only 28% think that the government supports policies to protect the environment, which is 27 percentage points less than the global average of 55%.

[Back to Table of Contents](#)



60. India

India is the worst-performing country overall and comes last in all three subcategories of the Environment & Sustainability Ranking as well. Moreover, the South Asian country comes in last place for six out of the eight rating factors featured in the survey. With regard to the Products & Utilities subcategory (60th out of 60 destinations worldwide), almost nine in ten expats (87%) are dissatisfied with the waste management and recycling efforts (vs. 28% globally), and nearly three in five respondents (59%) rate the availability of green goods and services negatively (vs. 21% globally).

Regarding the Policies and People subcategory (60th), 62% of expats do not agree that India's government supports policies to protect the environment (vs. 25% globally). What is more, 59% think that the local population is not very interested in environmental issues either (vs. 30% globally). This is, however, one factor for which India actually ranks ahead of other destinations — i.e. Egypt (59th) and Kuwait (60th).

The other one is the natural environment, for which India ranks 59th and Kuwait comes in 60th place. Nevertheless, India still comes last worldwide in the Quality of the Environment subcategory (60th), as 82% of expats rate the air quality poorly (vs. 24% globally), with 55% even saying that it is very bad (vs. 7% globally). A South African expat mentions the “*pollution and poor air quality*” as what she does not like about living in India. Additionally, 69% of expats in India are unhappy with the water and sanitation infrastructure (vs. 15% globally).

Products & Utilities Subcategory: The Best and Worst Destinations

Products & Utilities Subcategory

Top 3 Destinations



Bottom 3 Destinations



Sustainable Goods & Services

- | | | | |
|-----------|----------------|-----------------|----------------|
| 1 Austria | 6 Switzerland | 51 Saudi Arabia | 56 Vietnam |
| 2 Sweden | 7 Netherlands | 52 Kenya | 57 Philippines |
| 3 Denmark | 8 Canada | 53 Malta | 58 Egypt |
| 4 Finland | 9 Taiwan | 54 Thailand | 59 Kuwait |
| 5 Germany | 10 New Zealand | 55 Indonesia | 60 India |

Energy Supply

- | | | | |
|-----------|---------------|-------------|-----------------|
| 1 Sweden | 6 Switzerland | 51 Greece | 56 Philippines |
| 2 Denmark | 7 Germany | 52 Thailand | 57 Indonesia |
| 3 Finland | 8 Netherlands | 53 Kenya | 58 Egypt |
| 4 Austria | 9 Canada | 54 Malta | 59 South Africa |
| 5 Norway | 10 Luxembourg | 55 Vietnam | 60 India |

Waste Management & Recycling Efforts

- | | | | |
|-----------|---------------|----------------|--------------|
| 1 Sweden | 6 Denmark | 51 Morocco | 56 Kenya |
| 2 Finland | 7 Switzerland | 52 Thailand | 57 Kuwait |
| 3 Norway | 8 Germany | 53 Greece | 58 Egypt |
| 4 Austria | 9 Japan | 54 Vietnam | 59 Indonesia |
| 5 Taiwan | 10 Luxembourg | 55 Philippines | 60 India |

The Best and Worst Destinations in the Products & Utilities Subcategory

When it comes to products and utilities, European destinations rank far ahead of Asia and the Middle East. Sweden, Finland, and Austria claim the top spots for the subcategory overall as well as for each individual factor.

The Products & Utilities subcategory of the Environment & Sustainability Ranking is based on three individual factors. Respondents were asked to share their satisfaction with the availability of green goods and services, such as renewable energy, organic food, and sustainable products. Additionally, they rated the country's energy supply (e.g. availability of clean energy, saving energy) and its waste management and recycling efforts (e.g. littering, local recycling measures).

Top Spots for Sweden

Sweden is the clear winner in the Products & Utilities subcategory, ranking 1st out of 60 overall, as well as for two out of the three factors featured in this category: energy supply and waste management & recycling. Three in five expats (60%) believe that the Swedish energy supply is *very* environmentally friendly, for example, with regard to green energy sources or energy-saving measures (vs. 29% globally), and 54% believe that the waste management and recycling efforts could not be any better (vs. 25% globally). According to the country's [official website](#), Sweden

currently uses more than 50% renewable energy and is aiming towards 100% before 2040. [By 2016](#), the country had also exceeded the government's recycling targets for 2020 and has plans to go much further.

When it comes to the availability of green goods and services, Sweden is only beaten by Austria, which lands in the top spot, but Sweden still performs exceptionally well for this factor. More than half of the expats surveyed in Sweden (51%) say the availability of green goods and services is *very good* (vs. 24% globally).

Sweden's taxation system is perceived to be the reason why the country has such good environmental products and utilities. One US American expat disagrees with the negative attitude towards high income tax — he says: *"I've been here for over 20 years and can say that I clearly see the benefits of my taxes paid coming back to me and the rest of society."*

India Comes Last

Just like as Sweden is the clear winner in the Products & Utilities subcategory, India is the clear loser. The country

comes in last place (60th), both overall and for each individual factor.

The share of expats who think that the availability of green goods and services is *very bad* in India is actually four times the global average (20% vs. 5% globally). Additionally, 57% rate the energy supply negatively (vs. 18% globally). [Data from the World Bank](#) suggests that India's output of renewable energy is eight percentage points lower than the global average (15% in India vs. 23% globally).

More than half the expats in India (53%) think that the waste management and recycling infrastructure is *very bad* (vs. 9% globally), a damning statistic for one of the world's largest countries. Many participants in the *Expat Insider 2020* survey mention rubbish, pollution, and dirt as things they really do not like about living in India. A Danish expat claims he is *"seeing waste all over, small lakes and streams full of plastic"*. And a Columbian woman says that there is *"garbage everywhere, no pathways for pedestrians"*. These impressions do not paint a pretty picture of expat life in India. However,

Products & Utilities Subcategory

it should be noted that India is one of the countries that have been receiving most of the plastic waste from Western countries, such as Australia, and India is now trying to tackle that problem with a number of initiatives.

Europe Dominates the Top 10s

Looking at the full Products & Utilities subcategory, Taiwan (8th) is the only non-European country to make it into the top 10 worldwide. Regarding each of the three factors that the subcategory is based on, European countries are also the most prevalent. The only non-European destinations to break into the top 10 are

- Canada, for the availability of green goods and services (8th) and its energy supply (9th);
- Taiwan, for the availability of green goods and services (9th) and the local waste management and recycling infrastructure (5th);
- New Zealand, for the availability of green goods and services (10th);
- and Japan for waste management and recycling (9th).

These results probably do not come as much of a surprise to many who see Europe as taking a leading role in protecting the environment. However, a couple of European countries in the ranking bring down the marks for the continent. Greece comes 51st in the Products & Utilities subcategory, with 58% of expats rating the waste management and recycling infrastructure negatively (vs. 28% globally) and 31% expats judging the energy supply unfavorably (vs. 18% globally). The Mediterranean island state of Malta comes

in 43rd place, with 40% of expats rating its energy supply negatively (vs. 18% globally) and 44% giving the availability of green goods and services a negative rating (vs. 21% globally).

While not all of the high-performing European countries are EU member states, the European Union's extensive environmental policy is seen as a good example on a global scale. Many countries outside of the EU also aim to meet or beat the targets of the European Parliament, which is one reason why so many European countries lead the way in the Products & Utilities subcategory.

The Best and Worst Places for Green Goods and Services

One of the three factors measured in the Products & Utilities overview is the availability of green goods and services, with renewable energy, organic food, and sustainable products given as examples in the questionnaire. Research from the Harvard Business Review shows that consumers are consciously buying more sustainable products, and expats are no exception to this trend. This means that companies and countries are bending to market needs and developing more green goods than ever.

Austria, Sweden, and Denmark (in this order) make up the global top 3 for this factor. Exactly half the expats in Austria (50%) believe that the availability of environmentally friendly goods and services is very good, and almost the same share (48%) thinks the same about Denmark (vs. 24% globally). A

South African expat says of Denmark: *"They are environmentally conscious. Organic food and products are easily available, and they are good at recycling."* This statement also shows that the topic of green and sustainable goods is important to expats. Finland and Germany come fourth and fifth for this factor. A Romanian expat living in Munich says: *"I like the tendency towards a greener eco-friendlier approach to life in general."*

Coming in last for the green goods and services factor are India (60th), Kuwait (59th), and Egypt (58th). One in five expats in Egypt (20%) and 23% in Kuwait even think the local availability is very bad (vs. 5% globally). A French expat living in Cairo claims there are *"very few organic or pesticide-free foods"*, showing that he is missing the organic food that his home country provides.

Asia and the Middle East Do Not Perform Well

While Europe leads by example in the Products & Utilities subcategory, Asia is one of the regions which lag behind. Just ahead of India in last place are Egypt (59th), Indonesia (58th), Kuwait (57th), and the Philippines (56th). In Indonesia, 39% of expats believe that the waste management and recycling infrastructure is very bad (vs. 9% globally). Additionally, one in five expats in Egypt (20%) give the energy supply the worst possible rating (vs. 4% globally).

Similar to the respondents living in India, an expat in

Products & Utilities Subcategory

Indonesia says that the country is “*not environmentally friendly, and there is too much use of plastic bags and littering*”. Garbage disposal and waste management seems to be key issues among expats living in these countries.

Moreover, a lot of these countries are dependent on non-renewable sources of energy, such as fossil fuels, partially due to their geographical proximity to oil reserves. [Data from the World Atlas](#) shows again that Middle Eastern and Asian countries are among the worst offenders. However, they are not always perceived as the worst by expats, which might be because the *Expat Insider* survey also asks about the affordability of energy. Oman is ranked as the most dependent on fossil fuels by the World Atlas but comes 12th out of 60 in the Environment & Sustainability ranking for its energy supply, probably because expats do not have to pay too much for their energy consumption.

Surprise Rankings

There are a few surprises in the Products & Utilities subcategory, including the UAE, whose best score in the subcategory is 15th for energy supply: 70% of expats rate this factor positively (vs. 62% globally). This is despite the

country being 99.9% reliant on fossil fuels, according to [data from the World Atlas](#). Expats might have rated UAE's energy supply so positively because it is cheap, instead of its environmental impact.

Another surprising result is Costa Rica. While the country did not perform poorly in the Products & Utilities subcategory (23rd), this result is actually the country's worst score in the entire Environment & Sustainability Ranking. The subcategory is negatively affected by Costa Rica's rank for the factor waste management and recycling (38th), with fewer than half the expats rating it favorably (49% vs. 60% globally). This is a letdown for the country who won the [UN Champion of the Earth](#) for Policy and Leadership in 2019.

South Korea is perhaps another country with surprising results. It performs best in the Products & Utilities subcategory (29th), including a 19th rank for waste management and recycling, which 69% of expats rate positively (vs. 60% globally). The surprise is that South Korea's scores regarding products & utilities are significantly better than in the other two subcategories: South Korea comes in at 50th place in the Quality of Environment subcategory, and at 40th place for the Policies & People subcategory.

Policies & People Subcategory: The Best and Worst Destinations

Policies & People Subcategory

Top 3 Destinations



Bottom 3 Destinations



Green Government Policies

- | | | | |
|---------------|--------------|----------------|-------------|
| 1 Norway | 6 Denmark | 51 USA | 56 Egypt |
| 2 Finland | 7 Costa Rica | 52 Kuwait | 57 Thailand |
| 3 Sweden | 8 Austria | 53 Philippines | 58 Malta |
| 4 New Zealand | 9 Luxembourg | 54 Vietnam | 59 Brazil |
| 5 Switzerland | 10 Taiwan | 55 Indonesia | 60 India |

Environmental Awareness

- | | | | |
|---------------|---------------|----------------|--------------|
| 1 Sweden | 6 Norway | 51 Kenya | 56 Thailand |
| 2 Denmark | 7 Switzerland | 52 Philippines | 57 Indonesia |
| 3 Finland | 8 Germany | 53 Vietnam | 58 India |
| 4 New Zealand | 9 Taiwan | 54 Morocco | 59 Egypt |
| 5 Austria | 10 Canada | 55 Hong Kong | 60 Kuwait |

The Best and Worst Destinations in the Policies & People Subcategory

Expats see the most environmental concern among politics and populations in the Nordic countries. Sweden, Finland, and Denmark lead the table, while India, Kuwait, and Egypt make up the bottom 3.

The Policies & People subcategory of the Environment & Sustainability Ranking is based on two factors. The respondents were asked to rate how strongly they agree or disagree with the following two statements: *“the government supports policies to protect the environment”* and *“the population is interested in environmental issues”*. European countries achieve the highest best results in the Policies & People subcategory, claiming seven out of ten spots in the global top 10. The top 3 positions go to Sweden (1st), Finland (2nd), and Denmark (3rd), while Egypt (58th), Kuwait (59th), and India (60th) end up on the lowest ranks.

Globally speaking, concern for the environment has risen in recent years due to increased awareness of environmental degradation: a [recent report](#) by Glocalities (2019) found that global environmental concern increased from 71% in 2014 to 77% in 2019, with more people now adopting a more sustainable lifestyle and more governments enforcing green policies.

The Nordic Countries: Global Leaders in Environmental Awareness

Nordic countries dominate the top 5 out of 60 countries in the Policies & People subcategory; only the fourth place is taken by New Zealand. Sweden comes in at first place, followed by Finland (2nd), Denmark (3rd), and Norway (5th). These countries have shown a strong and sustained commitment to working on green policies in the past few decades.

According to the Environment & Sustainability Ranking, four in five expats in Sweden (80%) agree that the government supports policies to protect the environment (vs. 55% globally) — which means the country ranks first worldwide for this factor — and 44% even agree *completely* (vs. 19% globally). Sweden also comes 1st out of 41 countries for its environmental policies in the [Sustainable Governance Indicators \(SGI\) 2019 survey](#). What is more, almost six in seven respondents in the Environment & Sustainability Ranking (84%) emphasize that the local population is very interested in environmental issues (vs. 48% globally). A US

American points out the *“support for the environment and reducing the climate impact”* as what they most appreciate about expat life in Sweden.

While Finland follows right after Sweden in the Policies & People subcategory (2nd), their share of expats agreeing that the government supports policies to protect the environment is actually larger than in Sweden (89% vs. 55% globally). Another 78% of expats believe that the population is very interested in environmental issues (vs. 48% globally). In fact, Finland is currently the [third-largest user](#) of renewable energy in Europe, and it aims to increase the use of renewable energy to 50% by 2050.

In Denmark (3rd), 84% of expats think the government supports environmental policies (vs. 55% globally), and 83% consider the local population to be very interested in environmental issues (vs. 48% globally). The major increase in bike ownership throughout the country could be one indicator for this trend. It has risen by [22% from 2006 to 2016](#), with [nine in ten people](#) who live in Denmark

Policies & People Subcategory

now owning a bike. Bikes are the preferred transportation method in many Danish cities, even outnumbering cars. It hardly comes as a surprise that Denmark is also rated the most environmentally friendly country in the [2020 Environmental Performance Index \(EPI\)](#).

When it comes to Norway, expats are also very pleased: Norway takes first place worldwide for its government's official support for protecting the environment, with 89% of expats rating this factor positively (vs. 55% globally). Four in five expats (80%) also think that Norwegians are very concerned about the environment, which is 32 percentage points above the global average (48% globally).

More European Destinations Leading the Way: The German-Speaking Countries

Apart from the Nordic countries, the German-speaking destinations in Europe are the leaders with regard to green government policies and environmental awareness in general: Austria (6th), Switzerland (7th), and Germany (9th) all make it into the top 10 of the Policies & People subcategory. When it comes to green policies, these expat destinations are some of the best recyclers, and waste management is taken very seriously. The use of landfills is close to nonexistent in these countries, and trash is usually incinerated to produce energy for homes. For example, [households in Switzerland are even fined](#) when they do not dispose of their trash correctly.

What is more, the German-speaking countries also perform particularly well in other surveys concerning sustainability. Switzerland comes in at 3rd place out of 180 countries in the 2020 EPI, followed by Austria (6th) and Germany (10th). Switzerland also comes in 2nd place out of 41 countries for its environmental policies in the [SGI 2019 survey](#), followed by Germany (10th) and Austria (24th).

Other Top Performers

It might not be much of a surprise to see Taiwan in the top 10 of the Policies & People subcategory. It has ranked in the global top 5 of the *Expatriate Insider* survey for five consecutive years — currently in first place — and it is the only Asian destination in the top 20 of the Environmental & Sustainability ranking. In Taiwan, 81% of expats agree that the government supports environmental policies (vs. 55% globally), and 74% consider the local population to be very interested in environmental issues (vs. 48% globally).

Both Costa Rica's and New Zealand's governments have taken responsibility for environmental protection on a national level: Costa Rica has pledged to become [carbon neutral by 2050](#), and New Zealand plans to use [90% electricity from renewable sources by 2025](#). This is also reflected in the Environment & Sustainability Ranking by InterNations: 82% of expats in Costa Rica and 85% in New Zealand, respectively, agree that the local government supports green policies (vs. 55% globally). A US American expat describes Costa Rica as a *"peaceful country, committed to environmental conservation, clean energy, and positively*

impacting the planet". What is more, expats think that there is a lot of environmental awareness among the local population: 67% in Costa Rica and 79% in New Zealand agree with this statement (vs. 48% globally).

Bad News for India

On the other end of the ranking scale, India ends up in last place in each subcategory and in the overall ranking (60th). India's "best" rank is actually its 58th place out of 60 for the population's interest in environmental issues: almost three in five expats (59%) think the local population lacks environmental awareness (vs. 30% globally). What is more, 62% believe the government does not support policies to protect the environment, 37 percentage points more than the global average (25% globally). When asked about their experience of expat life in India, a Colombian expat states: *"There is no care for the environment."* This is also backed up by the [2020 EPI](#), where India ranks in 168th place out of 180 countries.

More Asian Countries in the Bottom 10

The bottom 10 countries in the Policies & People subcategory mainly comprise expat destinations in Asia and the Middle East, which claim seven out of the ten lowest-ranking positions worldwide — the exceptions being Brazil (53rd), Malta (55th), and Egypt (58th).

Kuwait comes second to last (59th) both in the general Environmental & Sustainability ranking and in the Policies

Policies & People Subcategory

& People subcategory. The country takes last place with regard to the population's interest in environment issues (60th): almost three in four expats (74%) think the local residents are not very interested in environmental issues (vs. 30% globally). A South African expat talks about a *"culture of environmental disregard and littering"* in Kuwait, and a US American expat believes that *"environmental issues are often ignored"* there.

Coming in at 57th place is Indonesia, lagging slightly behind Thailand (56th), Vietnam (54th), the Philippines (52nd), and Hong Kong (51st). Expats in these East Asian destinations generally think that there is a lack of government support for policies to protect the environment. A Swiss expat comments that in Hong Kong, *"the government does not do anything for the environment, instead they still have landfills, and food waste is also a huge problem"*. Almost three in five expats (58%) agree that there is a lack of environmental awareness among the residents of Hong Kong (vs. 30% globally).

No Support for Green Policies in Malta and Brazil

Despite the European countries generally performing very well, Malta is an exception, somehow ending up among the

bottom 10 of the Policies & People subcategory at 55th place. The Mediterranean island state ranks 49th out of 60 when it comes to general interest in environmental issues: 52% of expats believe that there is a lack of environmental awareness among the Maltese population, 22 percentage points above the global average (30% globally). Malta even ranks 58th for the government's support for green policies, which brings the subcategory's overall ranking further down. In fact, more than two-thirds of the respondents (67%) do not perceive any support of environmentally friendly policies from the government (vs. 25% globally). A British expat notes a *"lack of environmental concern by the majority of people"* as the downside of life in Malta, and another sums up: *"It is a shame that they have not embraced environmental issues as much as they could. For example, wind farms and electric buses would be a good idea."*

Brazil barely manages to avoid the bottom 10 in the overall ranking (47th), and it even performs quite well for a couple of factors such as the natural environment (24th) and the air quality (32nd). But when it comes to the Policies & People subcategory, it comes 53rd out of 60 destinations, with Brazil's lowest-ranking factor being the government support for policies to protect the environment (59th): 61% of expats do not believe that the Brazilian government supports green policies, 36 percentage points more than the global average (25%).

Quality of Environment Subcategory: The Best and Worst Destinations

Quality of Environment Subcategory

Top 3 Destinations



Bottom 3 Destinations



Natural Environment

- | | | | |
|---------------|-------------|----------------|-----------------|
| 1 Switzerland | 6 Austria | 51 South Korea | 56 Qatar |
| 2 Finland | 7 Canada | 52 UAE | 57 Saudi Arabia |
| 3 New Zealand | 8 Australia | 53 China | 58 Bahrain |
| 4 Costa Rica | 9 Sweden | 54 Malta | 59 India |
| 5 Norway | 10 Ecuador | 55 Egypt | 60 Kuwait |

Air Quality

- | | | | |
|---------------|---------------|--------------|----------------|
| 1 Finland | 6 Estonia | 51 China | 56 Thailand |
| 2 Norway | 7 Switzerland | 52 Chile | 57 Kuwait |
| 3 Sweden | 8 Portugal | 53 Egypt | 58 Vietnam |
| 4 New Zealand | 9 Costa Rica | 54 Poland | 59 South Korea |
| 5 Denmark | 10 Austria | 55 Hong Kong | 60 India |

Water Quality & Treatment

- | | | | |
|---------------|---------------|-------------|----------------|
| 1 Finland | 6 Singapore | 51 Mexico | 56 Egypt |
| 2 Norway | 7 Denmark | 52 Brazil | 57 Philippines |
| 3 Austria | 8 Japan | 53 Kuwait | 58 Kenya |
| 4 Sweden | 9 Netherlands | 54 Thailand | 59 Indonesia |
| 5 Switzerland | 10 Canada | 55 Vietnam | 60 India |

The Best and Worst Destinations in the Quality of Environment Subcategory

Finland takes the top spot in the Quality of Environment subcategory, followed by Norway and Switzerland. Other European destinations fill up the top 10, with only Canada and New Zealand breaking this pattern.

The Quality of Environment subcategory of the Environment & Sustainability Ranking is based on three individual rating factors. Respondents were asked to share their satisfaction with the natural environment (e.g. nature, scenery, wildlife), the local air quality, as well as water and sanitation.

The Nordic Countries Come Out on Top

The top-ranking country of the Environment & Sustainability Ranking overall, Finland also comes first in the Quality of Environment subcategory. The Nordic country shows very positive ratings for its air quality (95% satisfied vs. 62% globally), the water and sanitation infrastructure (96% vs. 72% globally), and its natural environment (98% vs. 82% globally). A Peruvian expat shares: *"I love the nature and the healthy environment in Finland."*

Norway follows right behind in second position, with equally high ratings for the natural environment (97% vs. 82% globally), as well as water and sanitation (97% vs. 72% globally). *"In Norway, there is a major focus on the*

environment;" an expat from Ukraine explains. *"The nature is beautiful, and the air and water are clean."*

Sweden comes in fourth place, and expats especially like the local air quality (92% happy vs. 62% globally). This might be the result of almost 70% of Sweden's surface being covered by forests, according to [The World Bank Data Indicators](#). What is more, nearly all expats in Sweden (97%) are happy with the water and sanitation infrastructure (vs. 72% globally).

Finding these three Nordic countries among the global top 5 when it comes to the quality of the environment is not much of a surprise, as they are also the leading countries for environmental health in the [Environment Performance Index 2020](#). Similarly, Sweden (2nd) and Finland (3rd) land in the top 5 out of 162 countries in the [2019 Sustainable Development Report](#), while Norway comes in at eighth place and Denmark even ranks first.

In the Environment & Sustainability Ranking by InterNations, Denmark only comes 10th out of 60 in the Quality of the

Environment subcategory, though. Expats appreciate Denmark's air quality (94% satisfied vs. 62% globally), as well as its water and sanitation infrastructure (93% vs. 72% globally). On the other hand, the country loses points for its natural environment. Even though 87% of expats are satisfied with this factor (vs. 82% globally), Denmark only comes in 38th place out of 60 countries worldwide.

Success for European Countries

Switzerland (3rd) is another European destination in the top 5 of the Quality of Environment subcategory. Its high-ranking position is mainly due to its diverse wildlife and beautiful scenery, with 98% of expats rating the natural environment positively (vs. 82% globally). Moreover, 83% even say that the country's natural environment could not be any better (vs. 49% globally). In fact, the small European country is voted the best worldwide in this regard. A US American expat points out *"the nature, especially the Alps"* as her favorite thing about living in Switzerland. In the [2020 Environmental Performance Index](#), Switzerland also ranks

Quality of Environment Subcategory

third overall, coming in at fifth place for environmental health and eighth for ecosystem vitality.

Austria is the second Central European country in this ranking, coming fifth in the Quality of Environment subcategory. It does particularly well for the local water and sanitation infrastructure (95% vs. 72% globally) — only Finland (1st) and Norway (2nd) are rated better in this regard. *“Austria is so far the most environmentally friendly and beautiful country I have ever visited,”* says an expat from the Philippines. According to [The World Bank Data Indicators](#), almost half of Austria’s surface (47%) is covered by forests which has a positive impact on its natural landscape and the quality of its environment in general. Forests serve as natural air-pollution filters, protect the soil from erosion, help to keep the water clean, and are used as local recreation areas.

Portugal (7th) and Estonia (9th) — two other European countries among the top 10 — both have especially good results for their air quality. In fact, about 90% of respondents are generally happy with the local air quality in both Portugal and Estonia, compared to 62% globally. According to [The World Bank Data Indicators](#), in 2017 only 16% of the residents in Portugal were exposed to levels of air pollution which exceeded the World Health Organization guideline value. In Estonia, this percentage was even zero.

Natural Paradises in New Zealand and Canada

New Zealand (6th) and Canada (8th) are the only

non-European countries in the top 10 of the Quality of Environment subcategory. Most expats in New Zealand (96%) rate the natural environment positively (vs. 82% globally), and 82% even say that it could not be any better. A German expat mentions *“the nature and scenery”* as some of their favorite things about New Zealand. Most expats (89%) also rate the air quality positively (vs. 62% globally).

Expats in Canada are also very happy with both the natural environment (96% vs. 82% globally) and the quality of its water and sanitation infrastructure (90% vs. 72% globally). *“Nature in Canada is awesome,”* a Belgian expat concludes.

At the Very Bottom: India

India is the worst-ranking country in the Quality of Environment subcategory, coming in at 60th place out of 60 countries. It ranks last worldwide for both its air quality (82% unsatisfied vs. 24% globally) and its water and sanitation infrastructure (69% unhappy vs. 15% globally). In fact, a Dutch expat mentions the *“bad air quality”* as one of the worst things about life in Delhi. According to the [World Air Quality Index](#), the quality of air in many Indian cities is labeled *“unhealthy”*, with some cities even reaching *“very unhealthy”* and *“hazardous”* levels.

India ranks 59th for its natural environment, only ahead of Kuwait (60th). Two in five expats (40%) are unhappy with this factor, compared to 9% globally. And an expat from Singapore states: *“The quality of life is poor due to a bad environment and limited access to green spaces.”*

3 Middle Eastern Countries in the Bottom 10

Ranking only ahead of India, Kuwait comes 59th in the Quality of Environment subcategory. The country ranks worst worldwide for its natural environment (60th), with 67% of expats expressing their lack of satisfaction (vs. 9% globally). Respondents in Kuwait also complain about the quality of the air (62% unhappy vs. 24% globally), and a US American expat expresses her concern about the *“bad air quality, and the lack of green spaces and nature.”* This might be no surprise, considering that Kuwait also ranks 106th out of 162 countries in the [Sustainable Development Report 2019](#).

With Egypt (58th) and Saudi Arabia (52nd), two other Middle Eastern countries land in the bottom 10 of the Quality of Environment subcategory. More than two in five expats in Egypt (41%) are unhappy with the water and sanitation infrastructure (vs. 15% globally). *“The quality of tap water is very low,”* a Russian expat in Alexandria observes. Saudi Arabia has especially poor results for its natural environment, with 29% of expats rating it negatively (vs. 9% globally).

Southeast and East Asia: Majority in the Bottom 10

Living in dream destinations with beautiful coastlines and islands does not seem to make up for environmental problems, as Vietnam, Thailand, Indonesia, and the Philippines rank among the worst countries worldwide regarding the quality of the environment. Respondents in

Quality of Environment Subcategory

Vietnam (57th) mostly complain about poor air quality (69% unsatisfied vs. 24% globally), and a German expat explains: *"I do not like the quality of the environment in Hanoi, especially the low air quality."* In fact, the air quality in Hanoi is labeled *"unhealthy"* according to the [World Air Quality Index](#).

Similarly, two in three expats (67%) are unhappy with the air quality (vs. 24% globally) in Thailand (56th). During smog season, the city of Chiang Mai is even covered by an unhealthy fog which the [World Air Quality Index](#) classifies as *"hazardous"*. Additionally, more than one in three expats (37%) rate the local water and sanitation infrastructure negatively (vs. 15% globally).

Indonesia follows in 55th place, with especially low ratings for water and sanitation (59th). Only India (60th) performs worse for this factor. In fact, half the expats in Indonesia (50%) complain about the water and sanitation infrastructure (vs. 15% globally). The same applies to the Philippines (53th): 37% of respondents are dissatisfied with the factor water and sanitation (vs. 15% globally).

With China, yet another Asian country lands in the bottom 10 (54th). Nearly three in ten respondents (29%) complain about the natural environment (vs. 9% globally). A French expat points out that *"there is a lack of green spaces in Shanghai."* Additionally, China ranks 96th out of 180 countries for health conditions in the [2020 Environmental Performance Index](#). In the Environmental & Sustainability Ranking report, more than half the expats (52%) rate the air in China negatively (vs. 24% globally), relegating it into the bottom 10 for this factor.

Malta: Bringing Up the Rear in Europe

Malta (51st) is the worst-rated European country in the Quality of Environment subcategory, ranking eight places below Poland (43rd), the European expat destination with the second-worst results in the same category. Expats in Malta are especially upset about the natural environment, with 28% negative ratings (vs. 9% globally). *"There is a lack of greenery as well as environmentally friendly transportation options, which results in air pollution,"* a Portuguese expat explains. In fact, 37% of respondents are unhappy about the air quality (vs. 24% globally). She also adds: *"Malta is not a very green country, neither in terms of landscape nor policy."*

Germany and the Netherlands Hold a Few Surprises

In the Quality of Environment subcategory, the Netherlands lands in 22nd place, however, with a rather low 46th rank for its natural environment (75% positive ratings vs. 82% globally). This comes as a surprise as the Netherlands generally has great results and ranks twelfth in the Environment & Sustainability Ranking overall. And even though it is a small country, it has a rich variety of natural landscapes. For example, the Wadden Sea is the largest coastal tidal wetland in Europe and is also featured on the UNESCO World Heritage List.

The Wadden Sea also extends to Germany (8th), another country that ranks in the top 10 of the Environment and Sustainability Ranking in general but has a poorer performance for its natural environment (28th). Still, 90%

of expats are happy with the environment in Germany, compared to 82% globally. According to the [2019 Sustainable Development Report](#), Germany ranks sixth overall for implementing the Sustainable Development Goals set by the UN. According to the [World Air Quality Index](#), the air quality index for Germany's biggest cities — Berlin, Hamburg, and Munich — is usually healthy for their inhabitants to breathe. Expats seem to agree, as 77% rate the air quality in Germany positively (vs. 62% globally).


The main reason for the Netherlands' and Germany's lower rankings here might simply be that other countries offer cleaner and more beautiful natural environments. A Namibian expat in Bochum, for example, points out: *"I do not like the light and noise pollution. There is also a lot of litter and bubblegum on the ground"*. And a British expat in Eindhoven (the Netherlands) explains that he finds the *"overcrowded cities and highways"* annoying.

A Closer Look at Africa



1 Finland	9 Canada	17 France	25 Japan	33 Colombia	41 South Korea	49 Saudi Arabia	57 Indonesia
2 Sweden	10 Luxembourg	18 Australia	26 Ireland	34 Qatar	42 Turkey	50 China	58 Egypt
3 Norway	11 Taiwan	19 Singapore	27 Belgium	35 Hungary	43 Mexico	51 Hong Kong	59 Kuwait
4 Austria	12 Netherlands	20 Spain	28 United Kingdom	36 Poland	44 Cyprus	52 Malta	60 India
5 Switzerland	13 Portugal	21 Oman	29 Bahrain	37 Russia	45 Greece	53 Kenya	
6 Denmark	14 Estonia	22 UAE	30 USA	38 Argentina	46 South Africa	54 Philippines	
7 New Zealand	15 Costa Rica	23 Israel	31 Panama	39 Chile	47 Brazil	55 Thailand	
8 Germany	16 Czechia	24 Ecuador	32 Italy	40 Malaysia	48 Morocco	56 Vietnam	

● *best destinations*
●
● *worst destinations*



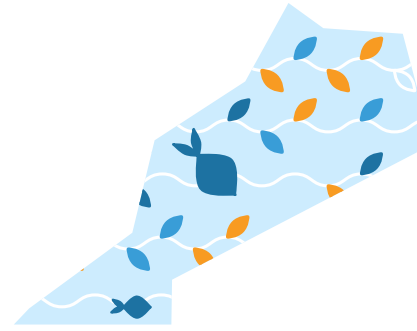
46. South Africa

Among all African countries featured in the Environment & Sustainability Ranking, South Africa ranks best, although still in a rather low 46th place out of 60 destinations. Its ranking is mainly due to its poor performance in the Products & Utilities subcategory (52nd), where South Africa lands among the bottom 10 worldwide. Three in ten expats (30%) rate the availability of green goods and services negatively (vs. 21% globally), and 45% are dissatisfied with the local waste management and recycling efforts (vs. 28% globally).

What is more, South Africa ranks second to last for the factor energy (59th), with only India (60th) performing worse. Exactly five in nine expats (56%) rate this aspect (e.g. availability of clean energy, energy-saving measures) negatively (vs. 18% globally), and 18% even say it could not be any worse (vs. 4% globally). While expats worry, it seems that many local residents do not think about it too much: Expats think that the local population is not very interested in environmental issues (48th) and that the government does not support policies to protect the environment (49th).

South Africa achieves its best result in the Quality of Environment subcategory (29th). In fact, 90% of respondents are satisfied with the natural environment (vs. 82% globally), and 67% are happy with the quality of the air (vs. 62% globally). A French expat mentions that he appreciates *“the beautiful nature and environment that this country offers”*. However, South Africa performs considerably worse for water and sanitation: 28% rate this factor negatively, compared to 15% globally.

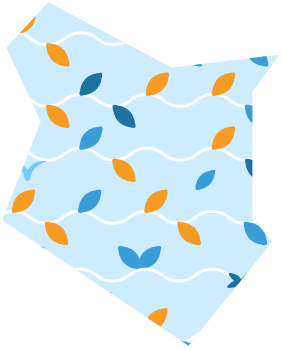
[Back to Table of Contents](#)



48. Morocco

Ranking 48th out of 60 countries, Morocco performs poorly in all the subcategories of the Environment & Sustainability Ranking. The country comes 49th in the Products & Utilities, 47th for Policies & People, and 40th in the Quality of Environment subcategories. It ranks extremely low for waste management and recycling (51st), with 59% of expats being unhappy with this factor (vs. 28% globally). What is more, 55% of expats think that the population does not seem to be particularly interested in environmental issues (vs. 30% globally), ranking the country in the bottom 10 for this factor (54th). *“I wish there was a greater awareness of the importance of respecting the environment and not littering,”* says a US American expat.


On the brighter side, two-thirds of expats (67%) are satisfied with the air quality in Morocco, compared to 62% globally. Another 80% rate the natural environment positively (vs. 82% globally) and 55% are happy with the local water and sanitation (vs. 72% globally).



53. Kenya

Coming in 53rd place out of 60 countries, Kenya lands in the bottom 10 of the Environment & Sustainability Ranking, with its worst performance in the Products & Utilities subcategory (54th). In fact, almost three-quarters of the expats in Kenya (72%) are unsatisfied with the country's waste management and recycling efforts (vs. 28% globally) — only Kuwait (57th), Egypt (58th), Indonesia (59th), and India (60th) perform worse in the expat ranking. Kenya does not do a lot better in the Policies & People subcategory (50th) either: only 31% of expats agree that the government supports policies to protect the environment (vs. 55% globally), and fewer than one-quarter (23%) believe that the population is very interested in environmental issues, which is even less than half the global average (48%).

Kenya performs best in the Quality of Environment subcategory, although it comes only in 47th place out of 60 countries. The natural environment (17th) is Kenya's



58. Egypt


Coming 58th out of 60 countries in the Environment & Sustainability Ranking, Egypt ends up among the bottom 3 worldwide in all subcategories of the survey. In the Products & Utilities subcategory, only India (60th) ranks worse than Egypt (59th). Not even a fifth of the survey participants (18%) rate the local waste management and recycling efforts positively (vs. 60% globally), and just 21% are satisfied with the country's energy supply (vs. 62% globally). There seems to be *"no care for the environment"*, a Polish expats remarks. In fact, only 22% of expats think the government supports policies to protect the environment (vs. 55% globally), and even fewer respondents (13%) agree that the population is very interested in environmental issues (vs. 48% globally). Only Kuwait (60th) ranks even worse for the latter factor (60th).

Lastly, Egypt comes 58th in the Quality of the Environment subcategory: Only 34% of expats rate the water and sanitation infrastructure positively (vs. 72% globally), and more than half the respondents (52%) are unhappy with the air quality in Egypt. This is 28 percentage points above the global average (24%). Moreover, fewer than half of the respondents (49%) are satisfied with the natural environment (vs. 82% globally). A US American expat describes the *"dirtiness of the environment"* as one of the worst aspects of life in Egypt.

A Closer Look at Asia



1 Finland	9 Canada	17 France	25 Japan	33 Colombia	41 South Korea	49 Saudi Arabia	57 Indonesia
2 Sweden	10 Luxembourg	18 Australia	26 Ireland	34 Qatar	42 Turkey	50 China	58 Egypt
3 Norway	11 Taiwan	19 Singapore	27 Belgium	35 Hungary	43 Mexico	51 Hong Kong	59 Kuwait
4 Austria	12 Netherlands	20 Spain	28 United Kingdom	36 Poland	44 Cyprus	52 Malta	60 India
5 Switzerland	13 Portugal	21 Oman	29 Bahrain	37 Russia	45 Greece	53 Kenya	
6 Denmark	14 Estonia	22 UAE	30 USA	38 Argentina	46 South Africa	54 Philippines	 best destinations
7 New Zealand	15 Costa Rica	23 Israel	31 Panama	39 Chile	47 Brazil	55 Thailand	 other destinations
8 Germany	16 Czechia	24 Ecuador	32 Italy	40 Malaysia	48 Morocco	56 Vietnam	 worst destinations

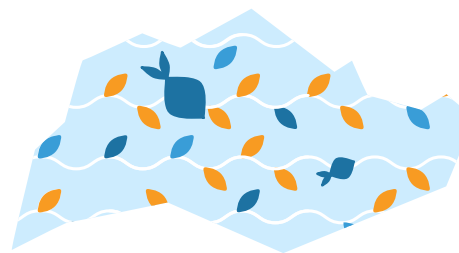


11. Taiwan

Out of all destinations in Asia, Taiwan (11th out of 60 worldwide) ranks highest in the Environment & Sustainability Ranking. It performs best in the Products & Utilities and the Policies & People subcategories, with an 8th place for each. Regarding products and utilities, expats are especially happy with the waste management and recycling infrastructure (92% vs. 60% globally), and four in five (80%) rate the availability of green goods and services positively (vs. 63% globally).

When it comes to policies and people, 81% of respondents perceive the Taiwanese government as supportive of policies to protect the environment (vs. 55% globally). Additionally, nearly three in four expats (74%) also consider the population to be very interested in environmental issues (vs. 48% globally). Taiwan does not perform quite as well in the Quality of Environment subcategory (24th), showing rather mixed results. On the one hand, expats rate the water and sanitation infrastructure positively (84% vs. 72% globally), and they like the natural environment (94% happy vs. 82% globally). However, the country lags behind as far as its air quality is concerned (57% satisfied vs. 62% globally). A US American expat in Taipei explains: *“The air pollution is getting worse because it is too crowded.”*


[Back to Table of Contents](#)



19. Singapore

Coming in at 19th place out of 60 countries in total, Singapore lands safely in the upper third of the Environment & Sustainability Ranking. It does best in the Policies & People subcategory (17th), thanks to a government that appears to support an environmentally friendly agenda. In fact, 77% of the survey participants think so (vs. 55% globally). However, just 40% of expats think that the population is very interested in environmental issues, which is eight percentage points below the global average (48%). Regarding the Products & Utilities subcategory (18th), 72% of expats rate the energy supply positively (vs. 62% globally). More than five in eight respondents (64%) are also happy with the local waste management and recycling measures (vs. 60% globally). On the other hand, expats have a less positive view of the city-state's natural environment (45th), with 13% rating it negatively (vs. 9% globally).


This results in a lower ranking in the Quality of Environment subcategory (20th), and an expat from India comments that *“the natural and environmentally friendly spots are limited.”* However, this does not affect the air quality, as a majority of respondents (71%) rate it positively (vs. 62% globally). Finally, Singapore ranks highest among expats for its water and sanitation infrastructure (6th), with 90% of respondents happy with this factor (vs. 72% globally).



25. Japan

Japan ranks 25th out of 60 destinations in the Environment & Sustainability Ranking. Similar to the respondents in Singapore, most expats in Japan (92%) are happy with the local water and sanitation infrastructure (vs. 72% globally), and 69% are also satisfied with the air quality (vs. 62% globally). Due to these results, the country comes in at 16th place in the Quality of Environment subcategory. A Malaysian expat points out the *“high quality of life due to clean air and water, as well as many natural recreational places”* as her favorite things about living in Tokyo. In fact, 84% of respondents rate the natural environment positively. However, this is just two percentage points above the global average (82%), which results in a mediocre 33rd rank for this factor.

When it comes to the Products & Utilities subcategory (17th), expats are particularly happy with waste management and recycling (85% vs. 60% globally), while just 50% are satisfied with the availability of green goods and services (vs. 63% globally). Japan ranks below average in the Policies & People subcategory (34th), with only 33% of expats considering the population to be very concerned about environmental issues (vs. 55% globally). Additionally, more than one in four respondents (27%) think that the Japanese government does not support policies to protect the environment (vs. 25% globally).



37. Russia*

Coming in at 37th place in the Environment & Sustainability Ranking, Russia appears in the lower half of the league table. It performs best in the Policies & People subcategory (36th), although its government is not rated very favorably: according to 37% of the respondents, it does not support green policies (vs. 25% globally). And an even larger share (39%) does not think there is a lot of environmental awareness among the local population (vs. 30% globally). With regard to the Quality of Environment subcategory (38th), the natural environment is a highlight for 88% of expats who give this factor a positive rating (vs. 82% globally). *“Saint Petersburg is absolutely beautiful,”* a US American expat explains, *“there are many parks and green spaces here, and the canals and the coast make it even better.”*

However, only 63% of expats are satisfied with the quality of water and sanitation in Russia's cities (vs. 72% globally). Lastly, the country ranks just as low in the Products & Utilities subcategory (38th): respondents do not seem very happy with the energy supply (50% dissatisfied vs. 62% globally) and the waste management and recycling infrastructure (43% vs. 60% globally).

* The division of countries is based on their geographic location. Given that three quarters of Russia are on the Asian continent, it is counted as an Asian country in this report.



40. Malaysia

Malaysia comes in at 40th place in the Environment & Sustainability Ranking overall, showing a below-average performance for nearly all rating factors. It comes 39th out of 60 in the Quality of Environment subcategory. Here, the only factor that is rated above the global average is the natural environment, with six in seven respondents (86%) judging it favorably (vs. 82% globally). On the other hand, expats in Malaysia are less satisfied with the local water and sanitation infrastructure (69% happy vs. 72% globally), and the same applies to the air quality (52% satisfied vs. 62% globally). An Australian expat currently living in Kuala Lumpur says: *"I have environmental concerns about the air quality and waste disposal."*

In fact, only 42% of respondents rate the waste management and recycling measures positively (vs. 60% globally), and fewer than half of the respondents (49%) are happy with the availability of green goods and services (vs. 63% globally). This means the country lands in a rather poor 41st place in the Products & Utilities subcategory.

Malaysia also performs rather poorly in the Policies & People subcategory (43rd), with 42% of expats saying that the local population does not appear to be very interested in environmental issues (vs. 30% globally). On top of that, one out of three respondents (33%) states that the government does not support policies to protect the environment (vs. 25% globally).

[Back to Table of Contents](#)



41. South Korea

Following right behind Malaysia, South Korea comes in at 41st place out of 60 destinations. It ranks 50th in the Quality of Environment subcategory, with an especially poor performance for its air quality (59th) — only India (60th) does worse. Nearly two-thirds of the respondents (66%) are unsatisfied with this factor (vs. 24% globally), and an expat from the Philippines states that *"the air quality is rather horrible."* South Korea also lands in the bottom 10 for its natural environment (51st), with 16% of respondents rating it negatively (vs. 9% globally). On the upside, about six in seven expats (85%) are happy with the quality of water and sanitation (vs. 72% globally).

The country comes in at 40th place in the Policies & People subcategory, with only 28% of expats perceiving the population as very interested in environmental issues (vs. 48% globally). And not even half the respondents (48%) think that the government supports policies to protect the environment (vs. 55% globally). Finally, South Korea has better results in the Products & Utilities subcategory (29th), with expats giving the local waste management and recycling measures an above-average rating (69% satisfied vs. 60% globally). However, only 47% of respondents are happy with the availability of green goods and services in South Korea (vs. 63% globally).



50. China

Narrowly avoiding a place the bottom 10, China comes 50th out of 60 destinations worldwide in the Environment & Sustainability Ranking. Its weakest subcategory is the quality of environment (54th), where the country does end up among the bottom 10 and performs worse than any of the other Asian destinations featured in the survey. In fact, two out of seven expats (29%) are unsatisfied with China's natural environment — more than three times the global average (9%). The air quality is not good either, according to 52% of the respondents (vs. 24% globally). A US American expat points out that *"the air quality is terrible, and people are tightly packed together"*.

The country only ranks slightly better in the Products & Utilities subcategory (40th). Less than half the respondents are satisfied with the energy supply (45% vs. 62% globally) and the availability of green goods and services (49% vs. 63% globally).

The Policies & People subcategory (37th) is China's strongest point. And yet, fewer than half the expats (47%) think that the government is actively involved in supporting environmentally friendly policies (vs. 55% globally), and only 32% agree that the local population is very interested in environmental topics (vs. 48% globally).

[Back to Table of Contents](#)



51. Hong Kong

The first to place in the bottom 10, Hong Kong ranks 51st out of 60 destinations worldwide, performing poorly across the board. It does best in the Quality of Environment subcategory (48th), which includes the two highest-ranking factors: the natural environment (37th) and the water and sanitation infrastructure (37th). More than two in three expats (68%) rate the latter positively — this is, however, still below the global average of 72%. Hong Kong performs a lot worse for air quality (55th), which results in a lower ranking for the entire subcategory: 69% of expats rate the air quality negatively, compared to 24% globally.

When it comes to the Products & Utilities subcategory (50th), 36% of expats are not pleased with the availability of green goods and services (vs. 21% globally), and two in seven (29%) rate the energy supply negatively (vs. 18% globally). Hong Kong narrowly misses the bottom 10 for waste management and recycling (50th). A Hungarian expat comments: *"The government does not do anything for the environment. Instead, they still have landfill sites. And food waste is also a huge problem."*

Hong Kong does rank among the bottom 10 worldwide in the Policies & People subcategory (51st), performing even worse with regard to the population's interest in environmental issues (55th). Moreover, 45% of expats think that the local government is not supportive of policies the environment (vs. 25% globally).



54. Philippines

Ranking in 54th place out of 60 countries worldwide, the Philippines places in the bottom 10 for each subcategory. It performs worst for products and utilities (56th) — only Kuwait (57th), Indonesia (58th), Egypt (59th), and India (60th) rank even lower. Four in nine expats (44%) are dissatisfied with the availability of green goods and services (vs. 21% globally), and 16% even rate it as *very bad* (vs. 5% globally). Expats are not happy with the energy supply (56th) and the waste management and recycling infrastructure (55th) either. An Australian expat thinks that there is *“no sense of stopping rubbish”*.

The Quality of Environment subcategory (53rd) includes the only two factors that are not in the bottom 10: natural environment (47th) and air quality (48th). But the water and sanitation infrastructure (57th) lowers the subcategory's general ranking: 37% of expats are not satisfied with this factor (15% globally) — only Kenya (58th), Indonesia (59th), and India (60th) perform worse. When it comes to the Policies & People subcategory (52nd), 45% of expats think that the government does not support policies to protect the environment (vs. 25% globally), and half the expats (50%) agree that the population is not very interested in environmental issues (vs. 30% globally). A British expat claims that there is *“no environmental care”*.

[Back to Table of Contents](#)




55. Thailand

Just like the Philippines, Thailand (55th) also ranks among the bottom 10 worldwide in each subcategory. The country performs best in the Products & Utilities subcategory (53rd), ranking 52nd out of 60 for both the energy supply and the waste management and recycling measures. An Australian expat mentions *“the filth and garbage left lying around”* as things they dislike about living in Thailand.

The country also seems to lag behind when it comes to sustainable products: three in seven expats (43%) are dissatisfied with the availability of green goods and services (vs. 21% globally), and 10% even rate it as *very bad* (vs. 5% globally). Thailand comes in at 56th place in both the Policies & People and Quality of Environment subcategories. The latter features the only factor for which Thailand does not land among the bottom 10: natural environment (48th). Almost two-fifths of the respondents (37%) are not satisfied with the water and sanitation infrastructure (vs. 15% globally), and two-thirds (67%) are unhappy with the air quality (vs. 24% globally). A US American lists the *“air pollution and the government's inability to enforce air pollution laws”* as their least favorite aspect of expat life in Thailand.

In fact, over half the respondents (53%) agree that the government is not supportive of policies to protect the environment, more than double the global average of 25%. Another 54% of expats consider the population not to be very interested in environmental issues (vs. 30% globally).



56. Vietnam

Vietnam ranks 56th out of 60 countries in the Environment & Sustainability Ranking overall. This includes a disappointing 57th place in the Quality of Environment subcategory, the country's weakest point. Almost seven in ten expats (69%) have a negative opinion of the air quality in Vietnam (vs. 24% globally), and only 38% are happy with the water and sanitation infrastructure (vs. 72% globally).

Vietnam ranks best for its natural environment, but it still ends up in 50th place out of 60 worldwide, with its share of negative ratings twice as large as the global average (18% vs. 9% globally). The country comes 54th for the Policies & People subcategory, with only 26% of expats agreeing that the government supports policies to protect the environment (vs. 55% globally). A Dutch expat mentions *"air pollution, noise, bad waste management, and rodents"* as things he does not like about living in Vietnam.

In the Products & Utilities subcategory, Vietnam comes in at 55th place. Almost half the expats (47%) are dissatisfied with the availability of green goods and services (vs. 21% globally), and 37% rate the energy supply negatively (vs. 18% globally).



57. Indonesia

In the Environment & Sustainability Ranking, Indonesia comes in at 57th place out of 60 destinations worldwide. The Southeast Asian country comes 58th for the Products & Utilities subcategory, with three out of four expats (75%) rating the local waste management and recycling efforts negatively (vs. 28% globally). A German expat claims: *"There is no waste management. All rubbish is going to the rivers and into the ocean."* Additionally, over two in five expats (43%) are unhappy with the energy supply in Indonesia (vs. 18% globally).

In the Policies & People subcategory, Indonesia ranks 57th out of 60, with as many as 62% of expats agreeing that the population is just not very interested in environmental issues (vs. 30% globally). Indonesia performs best in the Quality of Environment subcategory (55th). While half of the survey participants (50%) are dissatisfied with the local water and sanitation infrastructure (vs. 15% globally), the ranking is boosted a little by more than three-quarters (76%) rating the natural environment positively. However, this is still six percentage points below the global average (82%).



60. India

India is the worst-performing country overall and comes last in all three subcategories of the Environment & Sustainability Ranking as well. Moreover, the South Asian country comes in last place for six out of the eight rating factors featured in the survey. With regard to the Products & Utilities subcategory (60th out of 60 destinations worldwide), almost nine in ten expats (87%) are dissatisfied with the waste management and recycling efforts (vs. 28% globally), and nearly three in five respondents (59%) rate the availability of green goods and services negatively (vs. 21% globally).

Regarding the Policies and People subcategory (60th), 62% of expats do not agree that India's government supports policies to protect the environment (vs. 25% globally). What is more, 59% think that the local population is not very interested in environmental issues either (vs. 30% globally). This is, however, one factor for which India actually ranks ahead of other destinations — i.e. Egypt (59th) and Kuwait (60th).

The other one is the natural environment, for which India ranks 59th and Kuwait comes in 60th place. Nevertheless, India still comes last worldwide in the Quality of the Environment subcategory (60th), as 82% of expats rate the air quality poorly (vs. 24% globally), with 55% even saying that it is very bad (vs. 7% globally). A South African expat mentions the “*pollution and poor air quality*” as what she does not like about living in India. Additionally, 69% of expats in India are unhappy with the water and sanitation infrastructure (vs. 15% globally).

[Back to Table of Contents](#)

A Closer Look at Europe



1 Finland	9 Canada	17 France	25 Japan	33 Colombia	41 South Korea	49 Saudi Arabia	57 Indonesia
2 Sweden	10 Luxembourg	18 Australia	26 Ireland	34 Qatar	42 Turkey	50 China	58 Egypt
3 Norway	11 Taiwan	19 Singapore	27 Belgium	35 Hungary	43 Mexico	51 Hong Kong	59 Kuwait
4 Austria	12 Netherlands	20 Spain	28 United Kingdom	36 Poland	44 Cyprus	52 Malta	60 India
5 Switzerland	13 Portugal	21 Oman	29 Bahrain	37 Russia	45 Greece	53 Kenya	
6 Denmark	14 Estonia	22 UAE	30 USA	38 Argentina	46 South Africa	54 Philippines	
7 New Zealand	15 Costa Rica	23 Israel	31 Panama	39 Chile	47 Brazil	55 Thailand	
8 Germany	16 Czechia	24 Ecuador	32 Italy	40 Malaysia	48 Morocco	56 Vietnam	

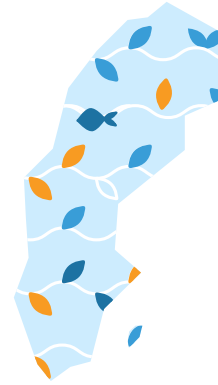
● *best destinations*
●
● *worst destinations*



1. Finland

Coming in at the very top of the Environment & Sustainability Ranking, Finland ranks 1st out of 60 countries worldwide. The Nordic country is also voted best in the Quality of Environment subcategory, with almost all expats rating the natural environment (98% vs. 82% globally) and the water and sanitation positively (96% vs. 72% globally). Another factor Finland scores well in is air quality (95% positive ratings vs. 62% globally). In fact, a South Korean expat specifically mentions “*nature, clean water, and air*” as what she likes most about life in Finland.

The country comes second in both the Products & Policies and the Policies & People subcategories, only beaten by Sweden. Showing that the government’s attitude towards the environment is key, 89% of expats in Finland agree that the government supports policies to protect the environment (vs. 55% globally). Finally, 90% of expats are happy with the local waste management and recycling efforts (vs. 60% globally).

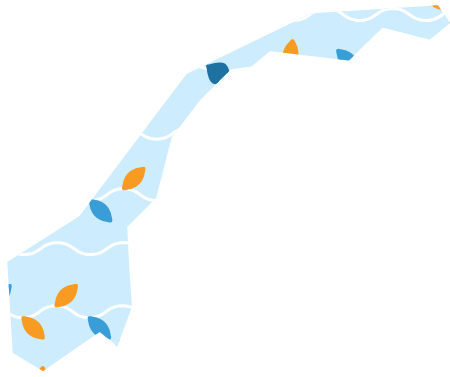


2. Sweden

Sweden comes in second place overall in the Environment & Sustainability Ranking. It even takes first place in the Product & Utilities subcategory, with 93% of expats rating the availability of clean energy and the ability to save energy positively (vs. 62% globally). Another 93% are satisfied with the local waste management and recycling measures (vs. 60% globally).

Additionally, nearly nine in ten expats (88%) are happy with the availability of green goods and services (vs. 63% globally). The country is also first in the Policies & People subcategory: not only do expats agree that the government supports policies to protect the environment (80% vs. 55% globally), but they also think that the local population is very interested in environmental issues (84% vs. 48% globally). A US American expat specifically mentions the “*environmental awareness*” as something she likes about living in Sweden.


However, the country comes fourth — therefore performing slightly worse than Finland (1st out of 60) — in the Quality of Environment subcategory, where its weakest factor is the natural environment (9th). Still, 95% of expats are happy with the country’s natural environment, compared to 82% worldwide.



3. Norway

Ranking third worldwide in the Environment & Sustainability Ranking, Norway performs best in the Quality of Environment subcategory (2nd out of 60). This is due to expats' satisfaction with the air quality (93% happy vs. 62% globally), as well as water and sanitation (97% happy vs. 72% globally). A Ukrainian expat says that *"the beautiful nature, the clean air and tap water, and the focus on the environment"* are what she enjoys most about life in Norway.

The country places fifth worldwide in the Policies & People subcategory, with almost nine in ten expats (89%) agreeing that the Norwegian government supports policies to protect the environment (vs. 55% globally). Norway also comes in at fifth place in the Products & Utilities subcategory, with its weakest factor being the local availability of green goods and services (11th). However, 76% of expats are still happy with these services, which is not enough for Norway to lead the ranking, but still 13 percentage points above the global average (63%).

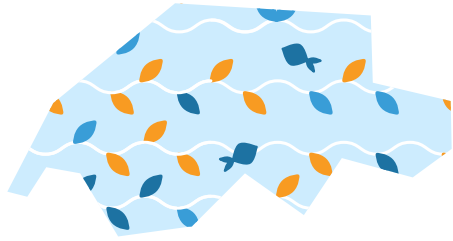


4. Austria

Austria ranks 4th overall in the Environment & Sustainability Ranking, making it the first non-Nordic country among the global top 10. There is not a single factor for which Austria does not rank in the top 10 worldwide. It comes in third place for the Products & Utilities subcategory, even ranking first globally for the availability of green goods and services: 90% of expats rate this factor positively (vs. 63% worldwide). What is more, expats are also happy with Austria's energy supply (90% vs. 62% globally), as well as the country's waste management and recycling efforts (91% vs. 60% globally).

In the Quality of the Environment subcategory (5th), most expats (95%) rate the factor water and sanitation positively (vs. 72% globally), and 97% like the natural environment (vs. 82% globally). A British respondent — like several other expats — mentions the *"environment and the mountains"* as things he especially likes about living in Austria.


Lastly, the country ranks sixth in the Policies & People subcategory: More than three in four expats (78%) agree that the population is very interested in environmental issues (vs. 48% globally), with more than one quarter (26%) agreeing *completely*. A Philippine expat even says that Austria is *"the most organized, the most environmentally friendly, and the most beautiful country"* he has lived in so far.



5. Switzerland

Just like its neighbor Austria, Switzerland (5th) also features in the global top 10 for every single factor of the Environment & Sustainability Ranking. The country even comes in first for its natural environment, with an almost perfect rating (98% positive responses vs. 82% globally) — including 83% of expats who are very happy with the natural environment. The majority of expats is also satisfied with the factor water and sanitation (95% vs. 72% globally), as well as the air quality in Switzerland (91% vs. 62% globally). This results in Switzerland's third place in the Quality of the Environment subcategory, right after Finland and Norway. A US American expat living in Zug especially likes the *"beautiful nature that is easy to access"*; and a Malaysian respondent in Geneva mentions *"the parks, lakes, and air quality"* as Switzerland's best features.


The country also does well in the Products & Utilities subcategory (6th), with 88% of expats rating the energy supply positively (vs. 62% globally) and 83% being happy with the availability of green goods and services (vs. 63% globally). Switzerland ranks lowest in the Policies & People subcategory; however, it still comes in an excellent 7th place. Exactly five in six expats (83%) agree that the Swiss government supports policies to protect the environment, which is significantly higher than the global average of 55%.



6. Denmark

Denmark comes in 6th place overall, doing best in the Policies & People subcategory (3rd). Expats agree that the local population is very much interested in environmental issues (83% vs. 48% globally) and also think that the government supports policies to protect the environment (84% vs. 55% globally). A South African expat notes that *"the Danish are environmentally conscious. Organic food and products are easily available, and they are good with recycling."* In fact, Denmark ranks 4th out of 60 countries in the Products & Utilities subcategory, with 89% of expats being satisfied with the waste management and recycling efforts (vs. 60% globally), the availability of green goods and services (vs. 63% globally), and the energy supply (vs. 62% globally).

The country ranks just a little lower in the Quality of the Environment subcategory (10th), where the ranking is affected by the natural environment (38th). Yet, 87% of expats still rate this factor positively, five percentage points above the global average (82%). What is more, most expats are happy with Denmark's air quality (94% vs. 62% globally), as well as water and sanitation (93% vs. 72% globally).




8. Germany

Germany ranks 8th out of 60 countries in the Environment & Sustainability Ranking, coming in seventh place worldwide for the Products & Utilities subcategory. Expats in Germany are really satisfied with the availability of green goods and services (86% vs. 63% globally), with the country ranking among the global top 5, behind Finland (4th), Denmark (3rd), Sweden (2nd), and Austria (1st). Moreover, expats are happy with Germany's energy supply (83% vs. 62% globally), as well as its waste management and recycling efforts (85% vs. 60% globally).

The country also ranks among the top 10 in the Policies & People subcategory (9th): Three in four expats (75%) agree that the population is very interested in environmental issues — compared to 48% globally. A Colombian expat specifies: *"I enjoy the rising awareness about environmental issues and the alternatives the government and society are developing."* In fact, 80% of respondents in Germany also agree that the government supports policies to protect the environment (vs. 55% globally).

Germany performs worst — though still above average — in the Quality of the Environment subcategory (14th), which is mainly due to the natural environment (28th). Even so, nine in ten expats are happy with the natural environment (vs. 82% globally) and 90% rate the factor water and sanitation positively (vs. 72% globally).

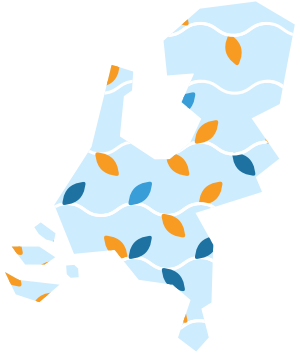


10. Luxembourg

Luxembourg places 10th out of 60 countries worldwide in the Environment & Sustainability Ranking, as well as in the Products & Utilities subcategory (10th). Exactly four in five expats (80%) rate the country's energy supply positively (vs. 62% globally), and another 84% are satisfied with the waste management and recycling infrastructure (vs. 60% globally).

Luxembourg also does well in the Policies & People subcategory (11th); 83% of expats agree that the government supports policies to protect the environment (vs. 55% globally). And the majority of expats (70%) also thinks that the local population is very interested in environmental issues (vs. 48% globally).

Luxembourg's lowest-ranking subcategory is the quality of environment (13th); however, it still ranks in the global top 20 here. A Belgian expat especially likes *"the green and lush scenery"*, and a US American also points out the *"access to nature for hiking and bicycling"* as a clear benefit of living in Luxembourg. In fact, 92% of respondents like the natural environment (vs. 82% globally). Moreover, almost nine in ten expats (89%) rank the quality of water and sanitation in Luxembourg positively, 17 percentage points above the global average (72%), and 78% of expats are happy with the air quality (vs. 62% globally).




12. Netherlands

The Netherlands comes in at 12th place overall in the Environment & Sustainability Ranking. The country performs best in the Products & Utilities subcategory (9th), with 82% of expats expressing their satisfaction with the availability of green goods and services (vs. 63% globally), as well as the energy supply (vs. 62% globally). An expat from Kazakhstan even lists “green energy” among the things she likes most about living in the Netherlands.

The country also does well in the Policies & People subcategory (12th), with 68% of expats agreeing that the population cares a lot about environmental issues (vs. 48% globally). On top of that, nearly four in five expats (77%) consider the Dutch government supportive of policies to protect the environment (vs. 55% globally).

However, the Netherlands does not make it into the top 20 in the Quality of the Environment subcategory (22nd). Even though just 13% of expats rate the natural environment negatively, this is still four percentage points above the global average (9%), which leads to a low 46th rank for this factor. Luckily, the great results for air quality (18th) and water and sanitation (9th) balance this out. In fact, nine in ten expats (90%) rate the latter positively (vs. 72% globally).

[Back to Table of Contents](#)




13. Portugal

Portugal ranks 13th out of 60 destinations in total, well ahead of its neighbor Spain (20th). The country gets its best results in the Quality of Environment subcategory (7th). “I like the good air quality and having the opportunity for gardening and growing our own food,” says a British expat, and a Swedish respondent explains: “I also like the nature, the rivers, and the mountains.” In fact, more than nine in ten expats in Portugal (91%) rate the air quality positively (vs. 62% globally), and an even higher share (95%) is happy with the country’s natural environment (vs. 82% globally).

Portugal comes 13th in the Products & Utilities subcategory, with more than three in four expats (77%) rating the availability of green goods and services positively (vs. 63% globally), while 81% are satisfied with the waste management and recycling infrastructure (vs. 60%).

Portugal shows its weakest performance in the Policies & People subcategory (16th), but it still ranks well above average: almost three in five expats (57%) agree that the population is very interested in environmental issues (vs. 48% globally), and 71% believe that the government supports policies to protect the environment (vs. 55% globally).




14. Estonia

Estonia places 14th out of 60 in the Environment & Sustainability Ranking, making it into the top 20 worldwide for every single ranking factor. However, it lags behind other Northern European countries, such as Finland (1st), Sweden (2nd), Norway (3rd), and Denmark (6th). It does best in the Quality of Environment subcategory (9th), with almost all expats (99%) being satisfied with the natural environment (vs. 82% globally). Moreover, nine in ten expats (90%) rate the air quality in Estonia positively (vs. 62% globally). An Indian expat says: *"It is a beautiful country with excellent air quality and open spaces."*

Regarding the Policies & People subcategory (15th), expats in Estonia perceive a slight difference between the attitudes of the government and the population: 78% of respondents think that the government supports policies to protect the environment (vs. 55% globally); however, only 56% of expats agree that the local population is very interested in environmental issues (vs. 48% globally).

Lastly, Estonia comes 16th worldwide in the Products & Utilities subcategory. Close to four in five respondents (78%) rate the availability of green goods and services positively (vs. 63% globally), and 65% are satisfied with the local energy supply (vs. 62% globally).

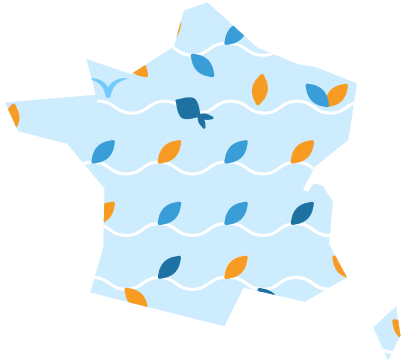


16. Czechia

Coming in at 16th place out of 60 countries in the Environment & Sustainability Ranking, Czechia ranks 15th in both the Products & Utilities and the Quality of Environment subcategories. Nearly all expats (97%) rate the country's natural environment positively, compared to 82% globally. A Russian expat points out *"the beauty of the environment"* as one of the best things about living in Czechia. Additionally, almost nine in ten expats (89%) are satisfied with the factor water and sanitation (vs. 72% globally). A lower share of expats are satisfied with the local air quality (74%); however, this is still significantly above the global average (62%).

In the Products & Utilities subcategory, Czechia performs better than average for all factors: the availability of green goods and services (75% happy vs. 63% globally), the energy supply (73% vs. 62% globally), and the local waste management and recycling infrastructure (77% vs. 60% globally).

Lastly, Czechia comes in at 23rd place in the Policies & People subcategory: close to three in five respondents (57%) agree that the government supports policies to protect the environment (vs. 55% globally).




17. France

France (17th out of 60 countries) lands in the top 20 of the Environment & Sustainability Ranking. Over three out of four expats in France (77%) are satisfied with the availability of green goods and services, which is 14 percentage points above the global average (63%). Additionally, almost three-quarters of the respondents (73%) are happy with the local waste management & recycling efforts (vs. 60% globally). This results in the country's placing in 14th position in the Products & Utilities subcategory.

When it comes to the Policies & People subcategory (19th), France also performs better than average: 64% of expats think that the government supports policies to protect the environment (vs. 55% globally), and 52% agree that the French population is very much interested in environmental issues (vs. 48% globally).

Finally, France ranks 23rd in the Quality of Environment subcategory, with nine out of ten expats (90%) rating the natural environment positively (vs. 82% globally). An Iranian expat explains that the country is well known for its *"good, clean, and green environment"*. Moreover, 81% of expats are happy with the local water and sanitation infrastructure, compared to 72% globally.



20. Spain

Coming 20th out of 60 countries in the Environment & Sustainability Ranking, Spain does well across the board. It performs best in the Quality of Environment subcategory (19th), with over nine in ten respondents (91%) rating the natural environment positively (vs. 82% globally). *"The scenery, the diversity of places to visit, and the healthier environment"* are what a British expat likes most about living in Spain. Most expats (70%) are also happy with the local air quality (vs. 62% globally).

On the other hand, Spain's weak point is the Policies & People subcategory (26th), where it still does better than average, though. Almost three in five expats (58%) agree that the government supports policies to protect the environment (vs. 55% globally), and slightly more than half the respondents (51%) consider the local population to be very interested in environmental issues (vs. 48% globally).

Lastly, the country just misses out on a spot among the top 20 in the Products & Utilities subcategory (21st). Exactly seven out of ten respondents (70%) rate the local waste management and recycling infrastructure positively (60% globally), and 68% are happy with the availability of green goods and services (vs 63% globally).



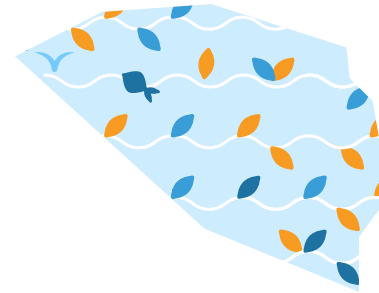
26. Ireland

With Ireland ranking 26th out of 60 countries in the Environment & Sustainability Ranking, it performs slightly better than its neighbor, the United Kingdom (28th). Expats seem particularly satisfied with the country's air quality (16th) and its natural environment (19th). In fact, nine out of ten respondents (90%) are happy with the latter (vs. 82% globally), while nearly four out of five expats (78%) rate the air quality positively (vs. 62% globally). An Indian expat even lists *"the good quality of the air"* as one of the things he likes most about life in Ireland. However, only close to two-thirds (65%) are satisfied with the quality of water and sanitation, which is seven percentage points below the global average (72%). This results in Ireland's 25th position in the Quality of Environment subcategory.

When it comes to the Policies & People subcategory (30th), Ireland lands right in midfield, with nearly half the expats (49%) agreeing that the local population is very interested in environmental issues (vs. 48% globally). Additionally, more than half (55%) also think that the Irish government supports policies to protect the environment. This is the exact same share as the global average.

Regarding the Products & Utilities subcategory (30th), Ireland's performance is also just about average: 64% of expats are happy with the availability of green goods and services, which is nearly the same as the global average (63%).

[Back to Table of Contents](#)



27. Belgium

Coming in 27th place out of 60 destinations worldwide, Belgium places slightly above average in the Environment & Sustainability Ranking overall. The country's strongest point is the Policies & People subcategory (21st), with 57% of expats perceiving the local population as highly interested in environmental topics (vs. 48% globally).

Belgium also performs well in the Products & Utilities subcategory (22nd): three in four expats (75%) are satisfied with the availability of green goods and services (vs. 63% globally). Additionally, around two in three expats rate both the country's energy supply (66% vs. 62% globally) and its waste management and recycling efforts positively (65% vs. 60% globally).

However, Belgium does rather poorly in the Quality of Environment subcategory (41st). Especially the ratings for the country's air quality are below the global average (54% satisfied vs. 62% globally). *"With only a few green spaces in the city, there is not enough fresh air"*, a Swedish expat points out. A respondent from Denmark also complains about the *"poor green infrastructure"*. While five in seven expats (71%) are satisfied with the natural environment, this is more than ten percentage points below the global average (82%).



28. United Kingdom

Following right after Belgium, the United Kingdom also lands in a slightly above-average place in the Environment & Sustainability ranking overall (28th out of 60 countries). The country's weakest point seems to be its natural environment (43rd) too: while 79% of expats rate this factor generally positively (vs. 82% globally), just 36% are completely happy with it (vs. 49% globally). *"The city is very polluted and noisy"*, says a Swiss expat living in London. Additionally, 30% of respondents are unhappy with the UK's air quality (vs. 24% globally). All of this results in a 34th place in the Quality of Environment subcategory.

On the upside, the UK performs better in the Products & Utilities subcategory (26th). Close to two in three expats (65%) rate the availability of green goods and services positively, which is, however, just two percentage points above the global average (63%). *"I like the access to organic and healthy food,"* states an expat from Serbia. Expats also give an about average share of positive ratings to the waste management and recycling efforts (62% satisfied vs. 60% globally) and the country's energy supply (61% satisfied vs. 62% globally).

Finally, the UK comes in 28th place in the Policies & People subcategory, with the respondents describing the local population as just slightly more interested in environmental issues than the average worldwide (49% of expats agree vs. 48% globally).

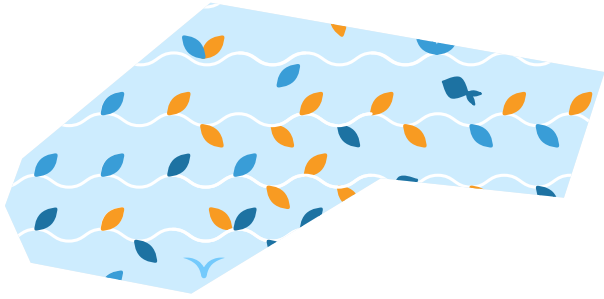


32. Italy

Coming 32nd out of 60 overall, Italy ranks best in the Products & Utilities subcategory (28th). Expats are happy with the waste management and recycling infrastructure (68% vs. 60% globally), and exactly the same share of respondents as the global average (63%) rates the availability of green goods and services positively. However, the country's energy supply does not do quite as well, with just 53% of expats rating this factor positively (vs. 62% globally).

Italy places 31st in the Quality of Environment subcategory, showing mixed results for the different factors. More than nine in ten expats (92%) like the natural environment (vs. 82% globally), and 59% even agree that it could not be any better (vs. 49% globally). A Finish expat mentions *"the beautiful landscapes and natural areas"* as her favorite things about Italy, but she also complains about *"air pollution and heavy traffic"*. In fact, 34% of expats are dissatisfied with Italy's air quality (vs. 24% globally), ranking the country 41st for this factor.

The country's lowest-ranking subcategory, however, is policies and people (33rd): according to one out of three expats (33%), the Italian government does not support policies to protect the environment (vs. 25% globally). Additionally, fewer than three in seven respondents (42%) say that the local population is very interested in environmental issues (vs. 48% globally).



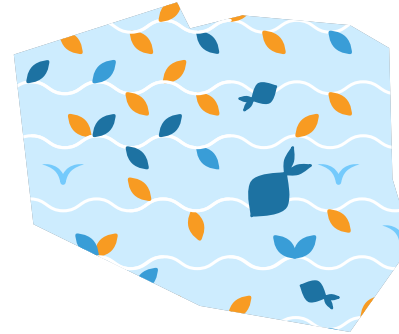
35. Hungary

Hungary lands in the lower half of the Environment & Sustainability Ranking (35th out of 60 countries) ranking below average for most factors featured in the survey. It does best in the Quality of Environment subcategory (32nd): Expats rate the factor water and sanitation better than the global average (76% positive ratings vs. 72% globally). However, only three in four respondents (75%) like the natural environment in Hungary (vs. 82% globally), and less than half (49%) are satisfied with the air quality (vs. 62% globally).

Hungary places 34th in the Products & Utilities subcategory, with around four in seven expats (57%) expressing their satisfaction with the country's waste management and recycling measures, which is also just below the global average (60%). And there are also fewer expats who are happy with Hungary's energy supply (57% vs. 62% globally) and the availability of green goods and services (59% vs. 63% globally).

Lastly, the country performs rather poorly in the Policies & People subcategory (38th): according to expats, the population does not seem to be very interested in environmental issues (33% vs. 30% globally). Moreover, the government does not appear to be supporting policies to protect the environment either, with only 36% of expats agreeing that they do (vs. 55% globally).

[Back to Table of Contents](#)




36. Poland

Poland comes 36th out of 60 countries in the Environment & Sustainability Ranking, and its performance in all subcategories of the survey is rather mediocre: It ranks 32nd in the Policies & People, 33rd in the Products & Utilities, and 43rd in the Quality of Environment subcategories. With regard to the latter, Poland even ends up among the bottom 10 countries worldwide when it comes to air quality (54th): 60% of expats are unsatisfied with this factor (vs. 24% globally), and several expats mention the “*air pollution*” and the “*quality of the air*” as their least favorite things about life in Poland. On the other hand, water and sanitation (22nd) is the highest-ranking factor in the Quality of Environment subcategory, with 82% of expats rating it favorably (vs. 72% globally).

The country also has a rather lackluster performance in the Products & Utilities subcategory: only 45% of expats are happy with the energy supply (vs. 62% globally). However, around two out of three respondents are satisfied with the waste management and recycling infrastructure (65% vs. 60% globally), as well as the availability of green goods and services (66% vs. 63% globally).

When it comes to the Policies & Politics subcategory, 42% of expats are dissatisfied with the government's support of policies to protect the environment (vs. 25% globally). A German expat explains that “*the lack of environmental protection by the government*” bothers him. According to 47% of the survey participants, the population seems to be very interested in environmental issues — which is just around the global average (48%).



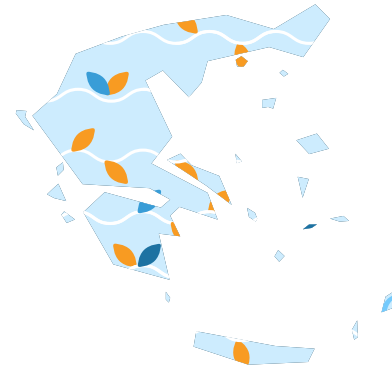
44. Cyprus

Ranking 44th out of 60 countries, Cyprus performs best in the Quality of Environment subcategory (33rd). The country does particularly well with regard to its air quality (26th), which 68% of expats rate positively (vs. 62% globally). What is more, 81% like the natural environment (vs. 82% globally) but more than one in five (21%) are unsatisfied with the water and sanitation infrastructure (vs. 15% globally).

When it comes to the Products & Utilities (48th) and Policies & People (45th) subcategories, Cyprus performs rather below average. Regarding the latter category, 34% do not agree that the government supports policies to protect the environment (vs. 25% globally), and 44% say that the population is not very interested in environmental issues either (vs. 30% globally). An Italian expat dislikes that there is *“little awareness about environmental issues”*, and a British respondent complains that *“garbage is left just anywhere”*.

In fact, 43% of expats are dissatisfied with the local waste management and recycling efforts, compared to 28% globally. Moreover, 28% of respondents are unhappy with the country's energy supply (vs. 18% globally), and only 42% rate the availability of green goods and services positively (vs. 63% globally).

[Back to Table of Contents](#)

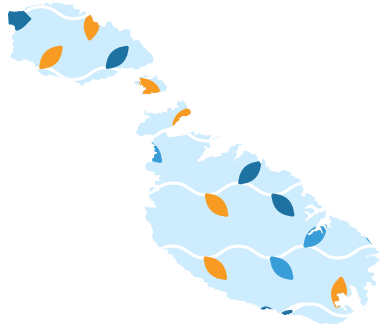


45. Greece

Landing in the bottom half of the Environment & Sustainability Ranking (45th out of 60 countries), Greece shows mixed results for different factors. In the Products & Utilities subcategory, the country places among the bottom 10 worldwide (51st), receiving its worst results for waste management & recycling (53rd): 58% of expats are unsatisfied with this factor (vs. 28% globally), with 22% even describing it as *very bad* (vs. 9% globally). Greece does not perform well for energy either (53rd), with 31% of respondents rating this factor negatively, compared to 18% globally. Additionally, just 45% are happy with the available green goods and services (vs. 63% globally).

Greece performs far better in the Quality of Environment subcategory (28th): 74% of expats are satisfied with the air quality (vs. 62% globally), which makes this factor the country's highest-ranking one (19th). Eight in nine expats (89%) are also satisfied with the natural environment (vs. 82% globally), but Greece does not perform well for water and sanitation, with only 57% favorable ratings (vs. 72% globally).

What is more, almost half the expats (47%) think that the population is not very interested in environmental issues (vs. 30% globally). A South African expat shares that *“environmental issues and animal welfare are surely lacking,”* and a Canadian respondent states that the country is *“not environmentally conscious”*. In fact, Greece ranks only 50th out of 60 for this factor.



52. Malta

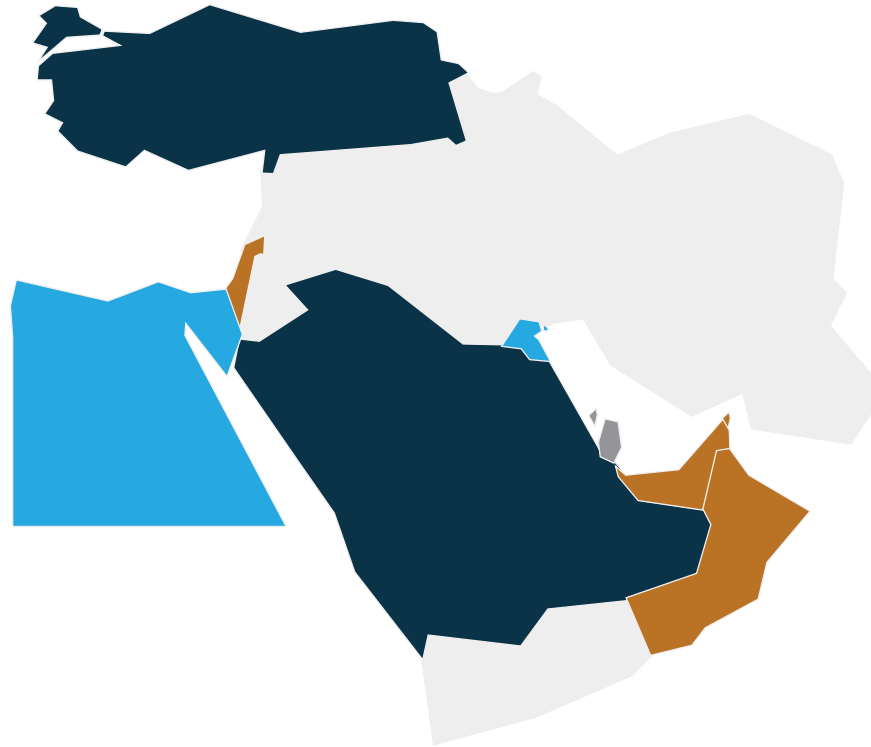
Coming in at 52nd place out of 60 countries, Malta is the only European country in the bottom 10 of the Environment & Sustainability Ranking. The country performs poorly in every subcategory, with its weakest point being the Policies & People subcategory (55th). In fact, 67% of expats think that the Maltese government does not support policies to protect the environment (vs. 25% globally), with 24% even stating they *do not agree at all* (vs. 8% globally) — only Brazil (59th) and India (60th) perform even worse for this factor. Additionally, more than half the expats (52%) also believe that the local population is not very interested in environmental issues (vs. 30% globally). One British summarizes: *“It is a shame that they have not embraced environmental issues as much as they could. For example, wind farms and electric buses would be a good idea.”*

Malta also ranks in the bottom 10 for the Quality of Environment subcategory (51st), with 28% of respondents dissatisfied with the natural environment. This is 19 percentage points more than the global average (9%).

Malta does best in the Products & Utilities subcategory, but still only manages to come in at 46th place. Four in nine expats (44%) are not satisfied with the availability of green goods and services (vs. 21% globally), and 40% are unhappy with the energy supply (vs. 18% globally). A Portuguese expat points out the *“lack of greenery, the air pollution, and the lack of environmentally friendly transportation options”* as the worst part about living in Malta. The factor for which Malta ranks highest is waste management and recycling (32nd), with 61% of expats rating it favorably, about the same as the global average (60%).

[Back to Table of Contents](#)

A Closer Look at the Middle East



1 Finland	9 Canada	17 France	25 Japan	33 Colombia	41 South Korea	49 Saudi Arabia	57 Indonesia
2 Sweden	10 Luxembourg	18 Australia	26 Ireland	34 Qatar	42 Turkey	50 China	58 Egypt
3 Norway	11 Taiwan	19 Singapore	27 Belgium	35 Hungary	43 Mexico	51 Hong Kong	59 Kuwait
4 Austria	12 Netherlands	20 Spain	28 United Kingdom	36 Poland	44 Cyprus	52 Malta	60 India
5 Switzerland	13 Portugal	21 Oman	29 Bahrain	37 Russia	45 Greece	53 Kenya	
6 Denmark	14 Estonia	22 UAE	30 USA	38 Argentina	46 South Africa	54 Philippines	
7 New Zealand	15 Costa Rica	23 Israel	31 Panama	39 Chile	47 Brazil	55 Thailand	
8 Germany	16 Czechia	24 Ecuador	32 Italy	40 Malaysia	48 Morocco	56 Vietnam	

● *best destinations*
●
● *worst destinations*



21. Oman

Oman comes 21st in the Environment & Sustainability Ranking and is the highest-ranking among the Middle Eastern countries featured in the survey. The country comes in 17th place in the Quality of the Environment subcategory. More than three in four expats (76%) rate the air quality positively (vs. 62% globally), and another 93% give the natural environment a positive rating (vs. 82% globally). A British expat specifically mentions how much she likes *“Oman’s natural environment, the wadis, and the mountains”*.

In the Policies & People subcategory, Oman comes 20th worldwide. It is one of those countries whose results show a difference between the attitudes of the government and the public towards environmental issues: just 46% of expats agree that the population is very interested in environmental issues (vs. 48% globally), whereas 70% think that the government supports policies that protect the environment (vs. 55% globally).

Lastly, Oman scores significantly lower, coming in 32nd place, in the Products & Utilities subcategory. While more than three out of four expats rate the energy supply positively (77% vs. 62% globally), just half of them judge the availability of green goods and services favorably (50% vs. 63% globally).



22. United Arab Emirates

While the United Arab Emirates ranks 22nd overall in the Environment & Sustainability Ranking, it lands in the bottom 10 for its natural environment (52nd). Just 57% of expats rate this factor positively, compared to 82% globally. Despite a higher-than-average satisfaction with the factors water and sanitation (75% satisfied vs. 72% globally) and air quality (54% vs. 62% globally), the country therefore lands in a mediocre 42nd place out of 60 in the Quality of the Environment subcategory.

The country does better in the Policies & People subcategory (14th), with 77% of expats agreeing that the government supports policies to protect the environment (vs. 55% globally). A Nigerian expat mentions that she likes the *“high level of environmental protection”* in the UAE. This factor helps to boost the overall ranking, despite the poor performance in the Quality of the Environment subcategory.

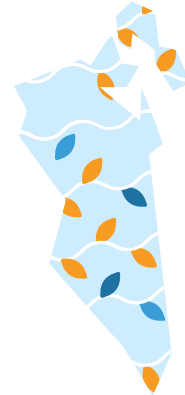
In the Products & Utilities subcategory, UAE comes 19th, with seven in ten expats (70%) rating the energy supply positively (vs. 62% globally) and 64% giving the waste management and recycling infrastructure a positive rating (vs. 60% worldwide).



23. Israel

Israel ranks 23rd out of 60 countries in the Environment & Sustainability Ranking, with very similar results for all factors featured in the survey. It comes in 21st place in the Quality of the Environment subcategory, its best performance: About two in three expats (66%) rate the air quality in Israel positively (vs. 62% globally), and 82% are happy with the water and sanitation infrastructure (vs. 72% globally).

In the Products & Utilities subcategory, Israel comes 25th, with 61% of expats satisfied with the country's energy supply (vs. 62% globally) and 64% rating the availability of green goods and services positively (vs. 65% globally). With Israel ranking 29th out of 60, the Policies & People subcategory is the country's weak point, but it still ends up in upper half of the global ranking. In fact, 51% of expats agree that the population cares a lot about environmental issues, which is just above the global average (48%). The same is true for the government: 55% of think that the Israeli government supports policies to protect the environment (vs. 55% globally).




29. Bahrain

Bahrain comes in 29th place out of 60 destinations worldwide in the Environment & Sustainability Ranking. The country performs best in the Policies and People subcategory (18th): 72% of expats agree that the government supports policies to protect the environment (vs. 55% globally). However, the local population seems to care a little less. Just 49% of expats think that the local residents are very interested in environmental issues, which is about the same as the global average (48%).

In the Products & Utilities subcategory, Bahrain comes 31st: 55% of expats rate the availability of green goods and services positively (vs. 63% globally), and 52% are satisfied with the local waste management and recycling efforts (vs. 60% globally).

The Middle Eastern country does, however, significantly worse in the Quality of Environment subcategory (46th). A British expat lists *"the lack of public green spaces"* among the things she does not like about living in Bahrain. In fact, the country even ranks in the bottom three for its natural environment (58th), just ahead of India (59th) and Kuwait (60th). Only 39% rate this factor positively (vs. 82% globally).

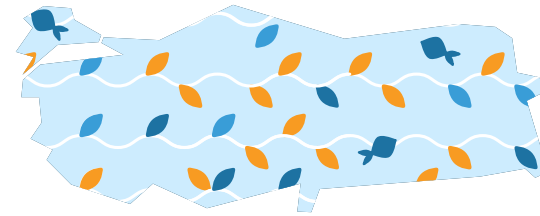


34. Qatar

Qatar comes in at 34th place out of 60 countries in the Environment & Sustainability Ranking, doing quite well in the Policies and People subcategory (22nd). About two-thirds of the respondents (65%) believe the government supports policies to protect the environment (vs. 55% globally). However, just 40% agree that the population is very interested in environmental issues, compared to 48% globally.

The Gulf State comes in 35th place in the Products & Utilities subcategory, with 65% of expats rating the energy supply positively (vs. 62% globally) and 52% being satisfied with the availability of green goods and services (vs. 63% globally). A Canadian expat suggests that there is still room for improvement: *"There is a lack of green options, but things are changing. There are more local and fresher foods now!"*

Similar to its neighbor Bahrain, Qatar does not do well in the Quality of Environment subcategory (49th), particularly when it comes to its natural environment (56th). Close to three in ten expats (29%) are unhappy with this factor, compared to 9% globally. The country also ranks below average for its air quality (38% happy vs. 62% globally) and just about average for water and sanitation (77% happy vs. 72% globally).



42. Turkey

Turkey comes in at 42nd place overall in the Environment & Sustainability Ranking. It ranks 36th worldwide in the Quality of the Environment subcategory, with the respondents expressing slightly below-average satisfaction with the respective rating factors. Almost four in five expats (78%) rate the natural environment positively (vs. 82% globally), but just three in five (59%) are happy with the local air quality (vs. 62% globally).

The country comes in at 43rd place out of 60 in the Products & Utilities subcategory, with only 42% of expats rating the waste management and recycling efforts positively. This is 18 percentage points below the global average (60%). A Canadian expat specifically mentions that he does not like the *"traffic, pollution, and lack of recycling"* in Turkey. Additionally, about three in ten respondents (31%) are not satisfied with the availability of green goods and services (vs. 21% globally), and fewer than half of them (47%) are happy with the country's energy supply (vs. 62% globally).

In the survey respondents' opinion, neither politicians nor the people seem to worry much about this: just one in three expats (33%) thinks that the Turkish government supports policies to protect the environment (vs. 55% globally), and 42% say that the population is not very interested in environmental issues either (vs. 30% globally). This results in a low 46th rank for Turkey in the Policies & People subcategory.

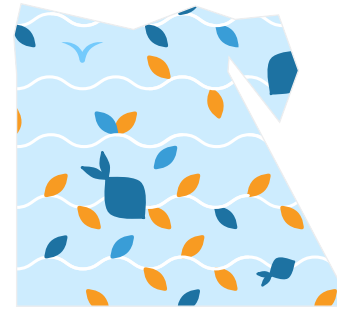


49. Saudi Arabia

Ranking a low 49th out of 60 countries in the Environment & Sustainability Ranking, Saudi Arabia even lands among the bottom 10 countries worldwide in the Quality of Environment subcategory (52nd). Close to three in ten respondents (29%) rate the natural environment negatively, which is more than three times the global average (9%). Only Bahrain (58th), India (59th), and Kuwait (60th) rank lower for this factor. Regarding the Policies & People subcategory (35th), where Saudi Arabia performs best, 50% of expats believe that the government supports policies to protect the environment. However, this is still five percentage points below the global average (55%). Additionally, fewer than one in four respondents (24%) state that the local population very is interested in environmental issues, only half of the global average (48%).

Lastly, Saudi Arabia also performs poorly for all three factors featured in the Products & Utilities subcategory (47th): the availability of green goods and services (40% happy vs. 63% globally), the energy supply (54% vs. 62% globally), and the local waste management and recycling infrastructure (40% vs. 60% globally). *"I do not like the total reliance on a car, the lack of recycling programs, and the lack of green spaces"*, an Australian expat sums it up.

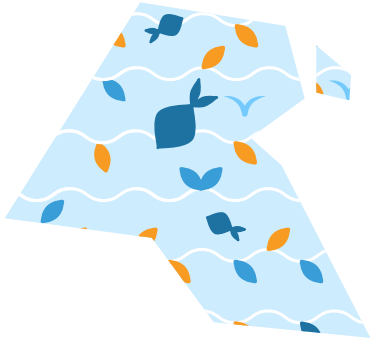
[Back to Table of Contents](#)



58. Egypt

Coming 58th out of 60 countries in the Environment & Sustainability Ranking, Egypt ends up among the bottom 3 worldwide in all subcategories of the survey. In the Products & Utilities subcategory, only India (60th) ranks worse than Egypt (59th). Not even a fifth of the survey participants (18%) rate the local waste management and recycling efforts positively (vs. 60% globally), and just 21% are satisfied with the country's energy supply (vs. 62% globally). There seems to be *"no care for the environment"*, a Polish expats remarks. In fact, only 22% of expats think the government supports policies to protect the environment (vs. 55% globally), and even fewer respondents (13%) agree that the population is very interested in environmental issues (vs. 48% globally). Only Kuwait (60th) ranks even worse for the latter factor (60th).

Lastly, Egypt comes 58th in the Quality of the Environment subcategory: Only 34% of expats rate the water and sanitation infrastructure positively (vs. 72% globally), and more than half the respondents (52%) are unhappy with the air quality in Egypt. This is 28 percentage points above the global average (24%). Moreover, fewer than half of the respondents (49%) are satisfied with the natural environment (vs. 82% globally). A US American expat describes the *"dirtiness of the environment"* as one of the worst aspects of life in Egypt.



59. Kuwait

Coming in 59th place out of 60 destinations in total, Kuwait only ranks ahead of India (60th) in the Environment & Sustainability Ranking. It lands in the bottom 10 worldwide for all rating factors featured in the survey — except for one: energy (e.g. availability of sustainable energy and saving energy), for which it comes in 50th place. Even so, 38% of expats are unhappy with this factor, far more than the global average (18%). Additionally, expats are unsatisfied with the availability of green goods and services (23% happy vs. 63% globally) and the local waste management and recycling infrastructure (17% vs. 60% globally). This results in Kuwait's low 57th rank in the Products & Utilities subcategory.

The results look even worse regarding the Policies & People and the Quality of the Environment subcategories, with Kuwait ranking 59th in both. The country performs worst worldwide for its natural environment (60th), which only 12% of the respondents are satisfied with (vs. 82% globally).

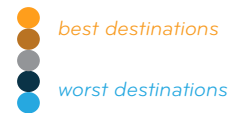
On top of that, 36% of expats rate the local water and sanitation infrastructure negatively (vs. 15% globally). An Australian expat points out that the “*poor sanitation and inept waste management*” are among the worst things in Kuwait. Finally, the results look similarly grim in the Policies & People subcategory, with nearly three out of four respondents (74%) considering the population not very interested in environmental issues (vs. 30% globally). Additionally, only 28% think that the government supports policies to protect the environment, which is 27 percentage points less than the global average of 55%.

[Back to Table of Contents](#)

A Closer Look at North America



1 Finland	9 Canada	17 France	25 Japan	33 Colombia	41 South Korea	49 Saudi Arabia	57 Indonesia
2 Sweden	10 Luxembourg	18 Australia	26 Ireland	34 Qatar	42 Turkey	50 China	58 Egypt
3 Norway	11 Taiwan	19 Singapore	27 Belgium	35 Hungary	43 Mexico	51 Hong Kong	59 Kuwait
4 Austria	12 Netherlands	20 Spain	28 United Kingdom	36 Poland	44 Cyprus	52 Malta	60 India
5 Switzerland	13 Portugal	21 Oman	29 Bahrain	37 Russia	45 Greece	53 Kenya	
6 Denmark	14 Estonia	22 UAE	30 USA	38 Argentina	46 South Africa	54 Philippines	
7 New Zealand	15 Costa Rica	23 Israel	31 Panama	39 Chile	47 Brazil	55 Thailand	
8 Germany	16 Czechia	24 Ecuador	32 Italy	40 Malaysia	48 Morocco	56 Vietnam	

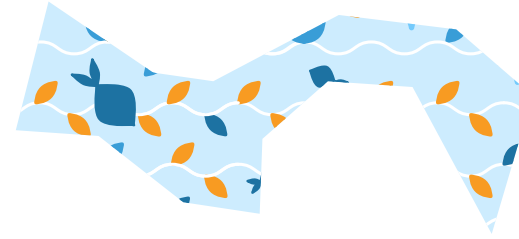




9. Canada

Coming 9th out of 60 destinations worldwide, Canada is the only North American country in the top 10 of the Environment & Sustainability Ranking. It ranks especially high in the Quality of Environment subcategory (8th), with 96% of expats rating the natural environment positively (vs. 82% globally) and 74% even saying it could not be any better (vs. 49% globally). Expats are also satisfied with the factor water and sanitation (90% vs. 72% globally).

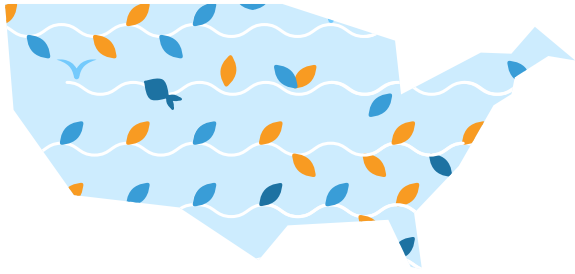
A Russian expat mentions “*clean water and air*” as some of her favorite things about Canada. With an excellent availability of green goods and services (80% vs. 63% globally) and 81% of survey respondents satisfied with the energy supply (vs. 62% globally), the country ranks 11th in the Products & Utilities subcategory. In the Policies & People subcategory (13th), 71% of respondents state that the Canadian population seems to be very much interested in environmental issues (vs. 48% globally). This also seems to be the case for the Canadian government, as 76% of expats think that it supports an environmental agenda, 19 percentage points more than the global average (55%).



15. Costa Rica

Coming 15th overall, Costa Rica performs particularly well in the Policies & People subcategory (10th). This is due to more than four in five expats (82%) describing the government as supportive of environmental policies (vs. 55% globally). More than two-thirds of the survey respondents (67%) also think the population is very much interested in protecting the environment (vs. 48% globally). “*This country is committed to environmental conservation, clean energy, and a positive impact on the planet,*” an expat from the United States observes. “*It is easy to live a healthy lifestyle with regard to the food, climate, clean air, and water.*” In fact, Costa Rica also ranks high for the quality of its environment (12th): 97% of expats rate the natural environment positively (vs. 82% globally), and nearly nine in ten (87%) are happy with the local air quality (vs. 62% globally).

Finally, expats in Costa Rica are also satisfied with the country’s energy supply (79% satisfied vs. 62% globally). Only the ratings for waste management and recycling could be a lot better (49% happy vs. 60% globally), placing the country on 23rd position in the Products & Utilities subcategory.



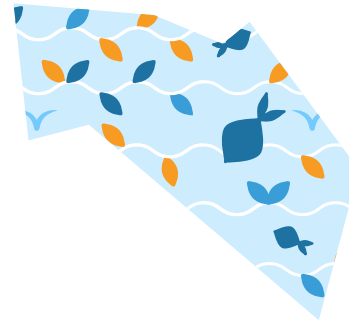
30. USA

The United States lands right in the middle of the Environment & Sustainability Ranking, coming in 30th place out of 60 destinations worldwide. It performs worst in the Policies & People subcategory (41st), ranking even among the bottom 10 worldwide when it comes to the government supporting policies to protect the environment (51st). In fact, just 33% of expats think the US government cares about such issues (vs. 55% globally).

On top of that, the population does not seem to be *“environmentally conscious, and a little too unreliable in matters of recycling,”* according to a South African expat. Only 43% of expats agree that the local population is very interested in environmental issues (vs. 48% globally). On the upside, the United States seems to offer a decent range of green goods and services, according to 72% of expats (vs. 63% globally). However, only five in nine expats (56%) are satisfied with the energy supply in the United States (vs. 62% globally). This leads to the country ranking 27th in the Products & Utilities subcategory.

And when it comes to the Quality of Environment subcategory (27th), the majority of expats (80%) is satisfied with the factor water and sanitation (vs. 72% globally). A Venezuelan respondent shares: *“I like that the basic services for living are guaranteed, such as access to clean water”*. Respondents are also fairly pleased with the air quality in the US, rating it two percentage points above the global average (64% vs. 62% globally).

[Back to Table of Contents](#)



31. Panama

Following right behind the United States, Panama receives mixed results in the Environment & Sustainability Ranking. It does best in the Quality of Environment subcategory (18th), with 94% of expats being happy with the natural environment (vs. 82% globally) and 81% being satisfied with the air quality (vs. 62% globally). A Canadian expat specifically lists *“jungle, ocean, and nature”* as some of the things she likes most about Panama. However, the country does not perform so well in terms of waste management and recycling (48th), with only 37% of expats satisfied with this factor (vs. 60% globally).

Moreover, expats are not happy with the availability of green goods and services (39th). It could be that there is no big demand for such services yet, as only 34% of expats describe the local population as very interested in the environment (vs. 48% globally). A South African living in Panama City notes: *“The city is quite noisy, and there is a lot of litter on the streets and in the ocean. People should be more environmentally aware and concerned.”*

Expats also agree that government support for policies to protect the environment is just about average (56% happy vs. 55% globally), which puts the country on 31st place in the Policies & People subcategory.



43. Mexico

Coming in 43rd place in the Environment & Sustainability Ranking, Mexico is the worst-ranking country out of the North American destinations featured in the report. It ranks in the bottom half for all the rating factors — and even in the bottom 10 worldwide for water and sanitation (51st). More than one in three expats (35%) rate this factor negatively (vs. 15% globally). According to a US American expat, the *“lack of clean and operational public restrooms”* is what makes Mexico less likeable.





Additionally, 37% of the survey participants are not satisfied with the local air quality (vs. 24% globally), which leads to a low 45th rank for Mexico in the Quality of Environment subcategory.

Mexico also ranks rather low in both the Policies & People and the Products & Utilities subcategories (42nd each). Fewer than one in three expats (31%) think that the government supports policies to protect the environment (vs. 55% globally), and almost half (47%) rate the country’s waste management and recycling measures negatively (vs. 28% globally) — 18% even think that the latter could not be any worse (vs. 9% globally). A Canadian expat points out that there is *“not enough recycling,”* and an Italian expat finds that *“it could be cleaner outdoors”*. On the upside, more than three in five expats (61%) are happy with the availability of green goods and services in Mexico, which is, however, still slightly below the global average (63%).

[Back to Table of Contents](#)

A Closer Look at Oceania



1 Finland	9 Canada	17 France	25 Japan	33 Colombia	41 South Korea	49 Saudi Arabia	57 Indonesia
2 Sweden	10 Luxembourg	18 Australia	26 Ireland	34 Qatar	42 Turkey	50 China	58 Egypt
3 Norway	11 Taiwan	19 Singapore	27 Belgium	35 Hungary	43 Mexico	51 Hong Kong	59 Kuwait
4 Austria	12 Netherlands	20 Spain	28 United Kingdom	36 Poland	44 Cyprus	52 Malta	60 India
5 Switzerland	13 Portugal	21 Oman	29 Bahrain	37 Russia	45 Greece	53 Kenya	 <i>best destinations</i>
6 Denmark	14 Estonia	22 UAE	30 USA	38 Argentina	46 South Africa	54 Philippines	
7 New Zealand	15 Costa Rica	23 Israel	31 Panama	39 Chile	47 Brazil	55 Thailand	
8 Germany	16 Czechia	24 Ecuador	32 Italy	40 Malaysia	48 Morocco	56 Vietnam	 <i>worst destinations</i>

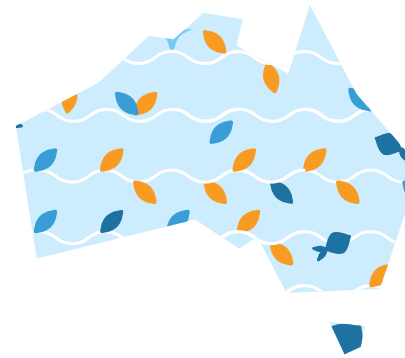


7. New Zealand

Ranking 7th out of 60 countries, New Zealand lands among the global top 10 countries in the Environment & Sustainability Ranking. This is especially due to its great performance in the Policies & People subcategory (4th): 85% of the expats in New Zealand agree that the government supports policies to protect the environment (vs. 55% globally), and 79% agree the population is very interested in environmental issues (vs. 48% globally). *“New Zealand values the environment”*, summarizes a US American expat. After Sweden (1st), Denmark (2nd), and Finland (3rd), New Zealand is voted the best non-Nordic country in this regard.

The country also features in the top 10 worldwide for the Quality of Environment subcategory (6th), with the natural environment (3rd) as the highest-ranking factor: 96% of the survey participants are satisfied with it (vs. 82% globally). *“The environment is the best,”* a Taiwanese expat agrees. Even though water and sanitation (17th) affect the overall ranking of this subcategory slightly negatively, five in six expats (83%) are still satisfied with this factor (vs. 72% globally) — 49% even very much so (vs. 34% globally).

What is more, New Zealand ranks 12th for Products & Utilities, with 79% of expats satisfied with the availability of green goods and services (vs. 63% globally), as well as the energy supply (vs. 62% globally).



18. Australia

Coming in 18th place out of 60 countries, Australia performs best in the Quality of Environment subcategory (11th). Expats love its natural environment (8th), with 95% rating this factor positively, compared to 82% globally. *“The Australian environment is pleasant,”* says a German expat. Expats are also satisfied with the quality of the air (13th), as well as water and sanitation (14th), with almost six in seven respondents (85%) rating the latter positively (vs. 72% globally).

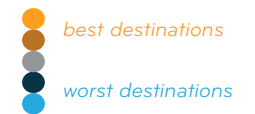
The country also performs well in the Products & Utilities subcategory (20th), with almost three-quarters of expats (74%) satisfied with the availability of green goods and services, compared to 63% worldwide. Additionally, 68% of respondents rate the local waste management and recycling efforts positively (vs. 60% globally). Only the factor energy could be improved slightly, ranking 31st out of 60 countries worldwide.

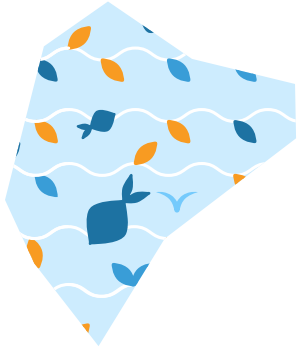
Australia ranks lowest in the Policies & People subcategory (25th), and particularly low for its government’s support of environmental issues (34th). In fact, only 51% of expats perceive the Australian government as supportive of policies to protect the environment (vs. 55% globally). But the local population seems to push for more: More than two-thirds of expats (68%) agree that the population is very interested in environmental issues (vs. 48% globally).

A Closer Look at South America



1 Finland	9 Canada	17 France	25 Japan	33 Colombia	41 South Korea	49 Saudi Arabia	57 Indonesia
2 Sweden	10 Luxembourg	18 Australia	26 Ireland	34 Qatar	42 Turkey	50 China	58 Egypt
3 Norway	11 Taiwan	19 Singapore	27 Belgium	35 Hungary	43 Mexico	51 Hong Kong	59 Kuwait
4 Austria	12 Netherlands	20 Spain	28 United Kingdom	36 Poland	44 Cyprus	52 Malta	60 India
5 Switzerland	13 Portugal	21 Oman	29 Bahrain	37 Russia	45 Greece	53 Kenya	
6 Denmark	14 Estonia	22 UAE	30 USA	38 Argentina	46 South Africa	54 Philippines	
7 New Zealand	15 Costa Rica	23 Israel	31 Panama	39 Chile	47 Brazil	55 Thailand	
8 Germany	16 Czechia	24 Ecuador	32 Italy	40 Malaysia	48 Morocco	56 Vietnam	

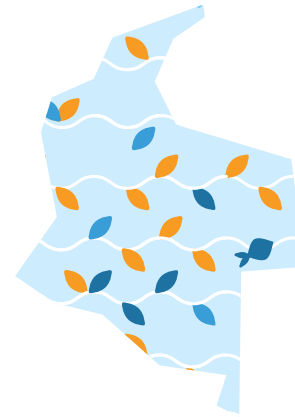




24. Ecuador

Voted the best South American country in the Environment & Sustainability Ranking, Ecuador comes in 24th place out of 60 destinations worldwide. The country performs best for its natural environment (10th), with 95% of expats being satisfied with this factor (vs. 82% globally). However, expats are less happy with the air quality (28th), as well as water and sanitation (30th), which leads to a 26th position for Ecuador in the Quality of Environment subcategory.

Ecuador also comes in midfield in the Policies & People subcategory (27th), and there seems to be a “*lack of care for the environment*”, as a Dutch expat mentions. In fact, just 42% of expats consider the population to be very interested in environmental issues, which is six percentage points less than the global average (48%). However, the country ranks 24th in the Products & Utilities subcategory, with more than seven out of ten expats (72%) satisfied with Ecuador’s energy supply (vs. 62% globally).

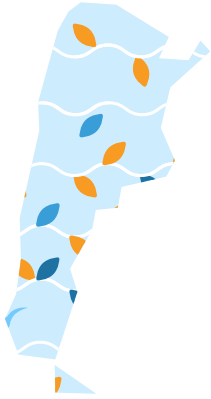


33. Colombia

Coming 33rd out of 60 destinations, Colombia ranks midfield in almost all the factors of the Environment & Sustainability Ranking. The South American country receives its worst ratings for its air quality (47th) as just 43% of expats are happy with this factor (vs. 62% globally). When asked what they dislike most about life in Colombia, a US American expat specifically names the local “*air pollution*”. Interestingly, the country still comes 23rd worldwide for its natural environment (89% happy vs. 82% globally).

Colombia receives its best result in the Policies & People subcategory (30th); however, expats think that the population cares more about the environment than the politicians do. More than half (55%) perceive the population as very much interested in environmental issues (vs. 48% globally), but just 47% agree that the government supports policies to protect the environment (vs. 55% globally).

Lastly, Colombia comes 36th in the Products & Utilities subcategory, ranking below average for all factors: the availability of green goods and services (52% happy vs. 63% globally), energy supply issues (56% vs. 62% globally), and the local waste management and recycling efforts (54% vs. 60% globally).




38. Argentina

Coming in 38th place out of 60 countries, Argentina shows an average performance across the board. It receives its worst results in both the Products & Utilities and the Policies & People subcategories (44th worldwide each). Regarding the Products & Utilities subcategory, just 43% of expats are satisfied with Argentina's energy supply (vs. 62% globally), as well as waste management and recycling (vs. 60% globally).

Additionally, only about half the expats (52%) are happy with the availability of green goods and services (vs. 63% globally). It seems like the population and government are not too concerned about this: barely one in three expats (32%) think that the government is supportive of policies to protect the environment (vs. 55% globally), and just over two in five (41%) consider the local population to be very interested in environmental issues (vs. 48% globally). They show *"little interest in the environment"*, states an expat from Brazil.

Argentina receives its best results in the Quality of Environment subcategory (30th). In fact, 88% of expats like the natural environment (vs. 82% globally), and 64% are satisfied with the air quality (vs. 62% globally).

[Back to Table of Contents](#)



39. Chile

Ranking 39th out of 60 countries in the Environment & Sustainability Ranking overall, Chile is among the bottom 10 worldwide for air quality (52nd): close to three in five expats (58%) are dissatisfied with the quality of the air (vs. 24% globally). A British expat thinks that the *"pollution"* is one of the worst things about living in Chile. On the upside, most expats (89%) like the country's natural environment (vs. 82% globally) — a Spanish expats points out that *"the mountains and sea"* are especially beautiful. In total, Chile ranks 44th in the Quality of Environment subcategory.

When it comes to the Products & Utilities subcategory (37th), less than half of the survey respondents (45%) are satisfied with the local waste management and recycling measures, compared to 60% globally. Additionally, only 50% are happy with the country's energy supply (vs. 62% globally), and just 54% rate the availability of green goods and services positively (vs. 63% globally).

Finally, Chile comes in 39th place in the Policies & People subcategory, with merely a third of expats (33%) agreeing that the government supports policies to protect the environment (vs. 55% globally). There might be no particular need for the government to do so — just 36% of expats describe the local population as very interested in environmental issues (vs. 48% globally).



47. Brazil

Brazil (47th out of 60 countries) is voted the worst South American destination in the Environment & Sustainability Ranking. Sustainability does not seem to be a priority there. For instance, the country ranks among the bottom 10 worldwide in the Policies & People subcategory (53rd): just 23% of expats agree that the government supports policies to protect the environment (vs. 55% globally) and less than a third (32%) think that the population is very interested in environmental issues (vs. 48% globally). The *“lack of environmental responsibility”* is what bothers a German expat most about living in Brazil, while a Canadian expat describes the *“lack of empathy for the environment”*.

Regarding the Products & Utilities subcategory (45th), just about two in five expats (41%) are satisfied with the country's waste management and recycling efforts (vs. 60% globally). Moreover, only 56% of expats are happy with Brazil's energy supply (vs. 62% globally). Brazil receives its best results in the Quality of Environment subcategory (37th) and — just like most South American countries featured in the report — gets a few extra points for its natural environment (24th). Several expats specifically mention *“the nature”* as what they like most about life in Brazil.

In fact, nine in ten expats (90%) rate the natural environment positively (vs. 82% globally). However, it is the factor water and sanitation (52nd) that makes Brazil drop a few ranks in this subcategory: three in ten expats (30%) are unhappy with this factor, twice as much as the global average (15%).

[Back to Table of Contents](#)

**For all content inquiries,
please contact:**



Kathrin Chudoba
*Head of Content
& Communications*

Email
expat.insider@internations.org

**For all press inquiries,
please contact:**



Caroline Harsch
Media Spokesperson

Email
press@internations.org

**Published by
InterNations GmbH**

Registered office
Munich, Germany

Commercial register
Munich, HRB 239797

Managing directors
Malte Zeeck,
Philipp von Plato

Data protection
Bernd Fuhlert,
add-yet GmbH

VAT-ID
DE316302642

**Data collection,
analysis, writing, editing,
design & visualization**
InterNations

Questionnaire
InterNations, with
conceptual feedback from
komma GmbH

Copyright
The contents of this
report are protected
by copyright law.
All rights reserved
by InterNations GmbH.

This survey report can
be quoted, but please
attribute all excerpts to:
"Environment &
Sustainability Ranking,
an Expat Insider topical
report published by
InterNations".

Disclaimer

Any country boundaries and
names shown, as well as the
designations used, do not
imply official endorsement or
acceptance by InterNations.
As a company, InterNations
remains politically neutral and
does not take sides in territorial
conflicts.

About InterNations

With around 4 million
members in 420 cities around
the world, InterNations
(www.internations.org) is the
largest global community
and a source of information
for people who live and work
abroad. InterNations offers
global and local networking
and socializing, both online
and face to face. At around
6,000 events and activities
per month, expatriates have
the opportunity to meet other
global minds. Online services
include discussion forums
and helpful articles with
personal expat experiences,
tips, and information about
life abroad. Membership is by
approval only to ensure we
remain a community of trust.
InterNations is part of the New
Work SE, a group of brands that
offer products and services for
a better working life.